



# ControlLogix and GuardLogix Controllers

Bulletin 1756

<b>Topic</b>	<b>Page</b>
Summary of Changes	2
ControlLogix Controllers	3
ControlLogix 5580 Controllers	4
ControlLogix 5570 Controllers	8
ControlLogix 5560 Controllers	11
ControlLogix-XT Controllers	14
ControlLogix Process Controllers	22
GuardLogix Controllers	26
GuardLogix 5580 Controllers	28
GuardLogix 5570 Controllers	32
GuardLogix 5560 Controllers	34
GuardLogix XT 5580 Controllers	36
GuardLogix-XT 5570 Controllers	39
Armor ControlLogix and Armor GuardLogix Controllers	41
Controller Compatibility	43
ControlLogix Redundancy	46
ControlLogix Controller Accessories	48

## Summary of Changes

This publication contains the following new or updated information. This list includes substantive updates only and is not intended to reflect all changes.

Topic	Page
Added GuardLogix XT 5580 catalog numbers and information	Throughout
CE, Ex, IECEx certifications updates.	Throughout
Added CCC, UKEx, and UKCA certifications.	Throughout
Added in Corrosive Atmosphere specification.	Throughout

## Catalog Numbers

This publication is applicable to these controllers and modules.

ControlLogix Standard Controller Catalog Numbers:	1756-L61, 1756-L62, 1756-L63, 1756-L63XT, 1756-L64, 1756-L65, 1756-L71, 1756-L72, 1756-L73, 1756-L74, 1756-L75, 1756-L81E, 1756-L82E, 1756-L83E, 1756-L84E, 1756-L85E
ControlLogix Conformal Coated Catalog Numbers:	1756-L71K, 1756-L72K, 1756-L73K, 1756-L74K, 1756-L75K, 1756-L81EK, 1756-L82EK, 1756-L83EK, 1756-L84EK, 1756-L85EK
No Stored Energy (NSE) Catalog Numbers:	1756-L81E-NSE, 1756-L82E-NSE, 1756-L83E-NSE, 1756-L84E-NSE, 1756-L85E-NSE
ControlLogix-XT Catalog Numbers:	1756-L73XT, 1756-L81EXT, 1756-L82EXT, 1756-L83EXT, 1756-L84EXT, 1756-L85EXT
Process Catalog Numbers:	1756-L81EP, 1756-L83EP, 1756-L85EP
GuardLogix Controller Catalog Numbers:	1756-L61S, 1756-L62S, 1756-L63S, 1756-LSP, 1756-L71S, 1756-L72S, 1756-L73S, 1756-L7SP, 1756-L73SXT, 1756-L7SPXT, 1756-L81ES, 1756-L82ES, 1756-L83ES, 1756-L84ES, 1756-L8SP
GuardLogix Conformal Coated Catalog Numbers:	1756-L71SK, 1756-L72SK, 1756-L73SK, 1756-L7SPK, 1756-L81ESK, 1756-L82ESK, 1756-L83ESK, 1756-L84ESK, 1756-L8SPK
GuardLogix XT 5580 Catalog Numbers:	1756-L81EXTS, 1756-L82EXTS, 1756-L83EXTS, 1756-L84EXTS, 1756-L8XTSP
Armor™ ControlLogix Catalog Numbers:	1756-L72EROM, 1756-L73EROM
Armor™ GuardLogix® Catalog Numbers:	1756-L72EROMS, 1756-L73EROMS
ControlLogix Redundancy Modules Catalog Numbers:	1756-RM2, 1756-RM2K, 1756-RM2XT

## ControlLogix Controllers

The ControlLogix® controller provides a scalable controller solution that is capable of addressing many I/O points. You can place the ControlLogix controller into any slot of a ControlLogix I/O chassis, and install multiple controllers in the same chassis.

ControlLogix controllers can monitor and control I/O across the ControlLogix backplane, and over network links. The ControlLogix 5580 controllers have an embedded Ethernet port for a direct connection to Ethernet-enabled devices and networks, and also support communication interface modules in the local chassis. To provide communication for ControlLogix 5570 or ControlLogix 5560 controllers, install the appropriate communication interface module into the local chassis.

The ControlLogix 5580 No Stored Energy (NSE) controllers are intended for use in applications that require the installed controller to deplete its residual stored energy to specific levels before transporting it into or out of your application.

These ControlLogix controllers have a conformal coating that adds a layer of protection when exposed to harsh, corrosive environments:

- ControlLogix 5580 Standard controllers with a 'K' in the catalog number, ControlLogix NSE controllers, ControlLogix-XT™ controllers, and ControlLogix Process controllers.
- GuardLogix® 5580 controllers with a 'K' or 'XT' in the catalog number.
- ControlLogix 5570 and GuardLogix 5570 controllers with a 'K' or 'XT' in the catalog number.



**ATTENTION:** ControlLogix 5580 and 5570 conformal coated products are shipped with port protection plugs installed to provide a layer of protection from corrosive environments. In order to meet the corrosive atmospheres. Port plugs must remain installed in unused ports at all times during storage and operation for the product to meet its corrosive atmosphere rating. If temporary access is required, plugs can be removed, and should be reinserted after temporary access is complete.

---

# ControlLogix 5580 Controllers

## ControlLogix 5580 Controller Features

Feature	1756-L81E, 1756-L81EK, 1756-L81E-NSE	1756-L82E, 1756-L82EK, 1756-L82E-NSE	1756-L83E, 1756-L83EK, 1756-L83E-NSE	1756-L84E, 1756-L84EK, 1756-L84E-NSE	1756-L85E, 1756-L85EK, 1756-L85E-NSE
Controller tasks	32 tasks, including a combination of continuous (1), periodic, and event tasks 1000 programs/task				
Built-in communication ports <sup>(8)</sup>	1-port USB <sup>(1)</sup> Embedded Ethernet port				
USB port communication	USB 2.0 Full speed (12 Mbps) Programming, configuration, firmware update, and online edits only				
Ethernet performance	10/100/1000 Mbps				
I/O Capacity (Class 0/1) - packets/second <sup>(2) (3)</sup>	<ul style="list-style-type: none"> <li>• 128,000 without CIP Security™</li> <li>• 40,000 with integrity</li> <li>• 20,000 with integrity and confidentiality</li> </ul>				
Message Rate Capacity HMI/MSG (Class 3) - messages/second <sup>(2) (3)</sup>	<ul style="list-style-type: none"> <li>• 2000 without CIP Security</li> <li>• 1500 with integrity</li> <li>• 900 with integrity and confidentiality</li> </ul>				
Communication options	<ul style="list-style-type: none"> <li>• EtherNet/IP™</li> <li>• ControlNet®</li> <li>• DeviceNet®</li> <li>• Data Highway Plus™</li> <li>• Remote I/O</li> <li>• SERCOS<sup>(4)</sup></li> <li>• Third-party process and device networks</li> </ul>				
EtherNet/IP nodes supported max <sup>(5)</sup>	60 nodes <sup>(7)</sup> 100 nodes <sup>(8)</sup>	80 nodes <sup>(7)</sup> 175 nodes <sup>(8)</sup>	100 nodes <sup>(6)</sup> 250 nodes <sup>(8)</sup>	150 nodes <sup>(7)</sup> 250 nodes <sup>(8)</sup>	300 nodes
Network connections, per network module located in the local chassis	<ul style="list-style-type: none"> <li>• ControlLogix 5580 Controllers front EtherNet/IP port. See 'EtherNet/IP nodes supported, max' in this table.</li> <li>• 528 EtherNet/IP; 512 TCP (1756-EN4TR)</li> <li>• 256 EtherNet/IP; 128 TCP (1756-EN2x)</li> <li>• 128 EtherNet/IP; 64 TCP (1756-ENBT)</li> <li>• 100 ControlNet (1756-CN2/A)</li> <li>• 40 ControlNet (1756-CNB/D, 1756-CNB/E)</li> <li>• 128 ControlNet (1756-CN2/B)</li> </ul>				
Integrated motion	<ul style="list-style-type: none"> <li>• SERCOS interface beginning with Studio 5000 Logix Designer® application version 31.00.01 or later</li> <li>• Analog options (encoder input, LDT input, SSI input) beginning with Studio 5000 Logix Designer application version 31.00.01 or later</li> <li>• Integrated Motion on the EtherNet/IP network</li> </ul>				
Controller redundancy	Full support with Studio 5000 Logix Designer application version 33.00.02 or later <sup>(9)</sup>				
Programming languages	<ul style="list-style-type: none"> <li>• Relay ladder logic (RLL)</li> <li>• Structured text</li> <li>• Function Block Diagram</li> <li>• Sequential function chart (SFC)</li> </ul>				

(1) The USB port is intended for temporary local programming purposes only and not intended for permanent connection. Do not use the USB port in hazardous locations.  
(2) I/O numbers are maximums; they assume no HMI/MSG. HMI/MSG numbers are maximums, they assume no I/O. Maximums assume the processor is the target, not the originator. Packet rates vary depending on packet size. For more details, see Troubleshoot EtherNet/IP Application Technique, publication [ENET-AT003](#), and the EDS file for a specific catalog number.  
(3) For information on integrity and confidentiality, see the CIP Security with Rockwell Automation Products Application Technique, publication [SECURE-AT001](#).  
(4) With Studio 5000 Logix Designer® application version 31.00.01 or later.  
(5) A node is an EtherNet/IP device that you add directly to the I/O configuration, and counts toward the node limits of the controller. For more information on EtherNet/IP nodes, see the ControlLogix 5580 Controllers User Manual, publication [1756-UM543](#).  
(6) With Studio 5000 Logix Designer application versions 28.00.01 and 29.00.02.  
(7) With Studio 5000 Logix Designer application version 29.00.02.  
(8) With Studio 5000 Logix Designer application version 30.00.00 or later.  
(9) When the controller is enabled for redundancy: the Ethernet port is off, Integrated motion is not supported, and DeviceNet, ControlNet, RIO, DH+™ networks are not supported. See the ControlLogix 5580 Redundant Controller User Manual, publication [1756-UM015](#).

Technical Specifications - ControlLogix 5580 Controllers

Attribute	1756-L81E, 1756-L81EK	1756-L82E, 1756-L82EK	1756-L83E, 1756-L83EK	1756-L84E, 1756-L84EK	1756-L85E, 1756-L85EK	1756-L81E-NSE, 1756-L82E-NSE, 1756-L83E-NSE, 1756-L84E-NSE, 1756-L85E-NSE
User memory	3 MB	5 MB	10 MB	20 MB	40 MB	1756-L81E-NSE: 3 MB 1756-L82E-NSE: 5 MB 1756-L83E-NSE: 10 MB 1756-L84E-NSE: 20 MB 1756-L85E-NSE: 40 MB
Digital I/O max	128,000					
Analog I/O max	4000					
Total I/O max	128,000					
Optional nonvolatile memory storage	2 GB Secure Digital Card (1784-SD2), ships pre-installed in the controller <sup>(1)</sup>					
Energy storage module	Embedded in controller, nonremovable					
Number of power cycles	80,000					
Current draw @ 1.2V DC	5.0 mA					
Current draw @ 5.1V DC	1.20 A					
Power dissipation	6.2 W					
Thermal dissipation	21.2 BTU/hr					
Residual Stored Energy	Not Applicable					Depletes to 400 µJ in 40 seconds
Isolation voltage	50V (continuous), Basic Insulation type, USB port to backplane, Ethernet port to backplane, and USB port to Ethernet port Compliant and tested according to IEC/UL 61010-1					
Weight approx	0.394 kg (.868 lb)					
Slot width	1					
Module location	Chassis-based, any slot					
Chassis	1756-A4, 1756-A4K, 1756-A7, 1756-A7K, 1756-A10, 1756-A10K, 1756-A13, 1756-A13K, 1756-A17, 1756-A17 K Series B, Series C					
Power supply, standard	1756-PA50, 1756-PA72, 1756-PA72K, 1756-PA75, 1756-PA75K, 1756-PB50, 1756-PB72, 1756-PB72K, 1756-PB75, 1756-PB75K, 1756-PH75, 1756-PC75					
Power supply, redundant	1756-PA75R, 1756-PA75RK, 1756-PB75R, 1756-PB75RK, 1756-PSCA2, 1756-PSCA2K					
Wire category <sup>(2)</sup>	3 - on USB port 2 - on Ethernet ports					
Wire size	Ethernet connections: Ethernet cabling and installation according to IEC 61918 and IEC 61784-5-2					
North American temperature code	T4					
ATEX temperature code	T4					
IECEX temperature code	T4					
Enclosure type rating	None (open-style)					

(1) Larger versions may be available. See [ControlLogix Controller Accessories on page 48](#).

(2) Use this conductor category information to plan conductor routing. See Industrial Automation Wiring and Grounding Guidelines, publication [1770-4.1](#).

**Environmental Specifications - ControlLogix 5580 Controllers**

Attribute	1756-L81E, 1756-L81EK, 1756-L81E-NSE, 1756-L82E, 1756-L82EK, 1756-L82E-NSE, 1756-L83E, 1756-L83EK, 1756-L83E-NSE, 1756-L84E, 1756-L84EK, 1756-L84E-NSE, 1756-L85E, 1756-L85EK, 1756-L85E-NSE
Temperature, operating IEC 60068-2-1 (Test Ad, Operating Cold), IEC 60068-2-2 (Test Bd, Operating Dry Heat), IEC 60068-2-14 (Test Nb, Operating Thermal Shock)	0 °C ≤ Ta ≤ +60 °C (+32 °F ≤ Ta ≤ +140 °F) for Standard Chassis, Series C 0 °C ≤ Ta ≤ +50 °C (+32 °F ≤ Ta ≤ +122 °F) for Standard Chassis, Series B
Temperature, nonoperating IEC 60068-2-1 (Test Ab, Unpackaged Nonoperating Cold), IEC 60068-2-2 (Test Bb, Unpackaged Nonoperating Dry Heat), IEC 60068-2-14 (Test Na, Unpackaged Nonoperating Thermal Shock)	Chassis Series B and C: -40...+85 °C (-40...+185 °F)
Temperature, surrounding air max	60 °C (140 °F) for Standard Chassis, Series C 50 °C (122 °F) for Standard Chassis, Series B
Relative humidity IEC 60068-2-30 (Test Db, Unpackaged Damp Heat)	5...95% noncondensing
Corrosive Atmosphere <sup>(1) (2)</sup> ASTM B845-97 Method H Accelerated Test (20-Day Exposure)	Severity Level G3 per ANSI/ISA 71.04-2013, Airborne Contaminants—Gases Severity Level CX <sup>(3)</sup> per IEC 60721-3-3:2019, Chemically Active Substances
Vibration IEC 60068-2-6 (Test Fc, Operating)	2 g @ 10...500 Hz
Shock, operating IEC 60068-2-27 (Test Ea, Unpackaged Shock)	30 g
Shock, nonoperating IEC 60068-2-27 (Test Ea, Unpackaged Shock)	30 g
Emissions	IEC 61000-6-4
ESD immunity IEC 61000-4-2	6 kV contact discharges 8 kV air discharges
Radiated RF immunity IEC 61000-4-3	10V/m with 1 kHz sine wave 80% AM from 80...2000 MHz 10V/m with 200 Hz 50% Pulse 100% AM @ 900 MHz 10V/m with 200 Hz 50% Pulse 100% AM @ 1890 MHz 3V/m with 1 kHz sine wave 80% AM from 2000...2700 MHz
EFT/B Immunity IEC 61000-4-4	±2 kV at 5 kHz on Ethernet ports
Surge Transient Immunity IEC 61000-4-5	±2 kV line-earth (CM) on Ethernet ports
Conducted RF Immunity IEC 61000-4-6	10V rms with 1 kHz sine wave 80% AM from 150 kHz...80 MHz

(1) Only applicable to modules that have a 'K' or NSE in the catalog number.

(2) Port Plugs must remain installed in unused ports at all times during storage and operation for the product to meet it's corrosive atmosphere rating.

(3) Up to 9.6 microns per year, corrosion rate of copper.

Certifications - ControlLogix 5580 Controllers

<b>Certification<sup>(1)</sup></b>	<b>1756-L81E, 1756-L81EK, 1756-L81E-NSE, 1756-L82E, 1756-L82EK, 1756-L82E-NSE, 1756-L83E, 1756-L83EK, 1756-L83E-NSE, 1756-L84E, 1756-L84EK, 1756-L84E-NSE, 1756-L85E, 1756-L85EK, 1756-L85E-NSE</b>
c-UL-us	UL Listed Industrial Control Equipment, certified for US and Canada. See UL File E65584. UL Listed for Class I, Division 2 Group A,B,C,D Hazardous Locations, certified for U.S. and Canada. See UL File E194810.
CSA	CSA Certified Process Control Equipment. See CSA File LR54689C. CSA Certified Process Control Equipment for Class I, Division 2 Group A,B,C,D Hazardous Locations. See CSA File LR69960C.
FM	FM Approved Equipment for use in Class I Division 2 Group A,B,C,D Hazardous Locations
CE	European Union 2014/30/EU EMC Directive, compliant with: <ul style="list-style-type: none"> <li>EN 61326-1; Meas./Control/Lab., Industrial Requirements</li> <li>EN 61000-6-2; Industrial Immunity</li> <li>EN 61000-6-4; Industrial Emissions</li> <li>EN 61131-2; Programmable Controllers (Clause 8, Zone A &amp; B)</li> </ul>
RCM	Australian Radiocommunications Act, compliant with EN 61000-6-4; Industrial Emissions
Ex	European Union 2014/34/EU ATEX Directive, compliant with: <ul style="list-style-type: none"> <li>EN 60079-15; Potentially Explosive Atmospheres, Protection "n"</li> <li>EN 60079-7; Potentially Explosive Atmospheres, Protection "e"</li> <li>II 3 G Ex ec IIC T4 Gc</li> <li>UL 22 ATEX 2817X</li> </ul>
IECEX	IECEX System, compliant with: <ul style="list-style-type: none"> <li>IEC 60079-7; Potentially Explosive Atmospheres, Protection "e"</li> <li>IEC 60079-0; General Requirements</li> <li>II 3 G Ex ec IIC T4 Gc</li> <li>IECEX UL 22.0062X</li> </ul>
UKEx	In conformity with the following UKEx Statutory Instruments and their amendments: <ul style="list-style-type: none"> <li>Schedule 1 of the UKEx Regulation 2016 No. 1107</li> <li>Equipment protection by increased safety "e", reference certificate number UL22UKEX2601X</li> <li>Zone 2 classification according to UKEx Regulation 2016 No. 1107</li> </ul>
UKCA	In conformity with the following UK Statutory Instruments and their amendments: <ul style="list-style-type: none"> <li>2016 No. 1091, Electromagnetic Compatibility Regulations</li> <li>2016 No. 1107, Equipment and Protective Systems Intended for Use in Potentially Explosive Atmospheres</li> <li>Regulations</li> <li>2012 No. 3032, Restriction of the Use of Certain Hazardous Substances in Electrical and Electronic Equipment</li> </ul>
KC	Korean Registration of Broadcasting and Communications Equipment, compliant with Article 58-2 of Radio Waves Act, Clause 3
CCC	CCC 202012230911830, 202012230911998, 2020122309113868 CNCA-C23-01 强制性产品认证实施规则 防爆电气 CNCA-C23-01 CCC Implementation Rule Explosion-Proof Electrical Products
EAC	Russian Customs Union TR CU 020/2011 EMC Technical Regulation Russian Customs Union TR CU 004/2011 LV Technical Regulation
EtherNet/IP	ODVA conformance tested to EtherNet/IP specifications
CIP Security	ODVA conformance tested to CIP Security specifications <sup>(2)</sup>
TÜV certified for security	IEC 62443-4-2 SL1 <sup>(2)</sup>

(1) See the Product Certification website at [rok.auto/certifications](http://rok.auto/certifications) for Declarations of Conformity, Certificates, and other certification details.

(2) With Studio 5000 Logix Designer application version 32.00.01 or later.

# ControlLogix 5570 Controllers

## ControlLogix 5570 Controllers Features

Feature	1756-L71, 1756-L71K, 1756-L72, 1756-L72K, 1756-L73, 1756-L73K, 1756-L74, 1756-L74K, 1756-L75, 1756-L75K
Controller tasks	<ul style="list-style-type: none"> <li>• 32 tasks, including a combination of continuous (1), periodic, and event tasks</li> <li>• 32 programs/tasks prior to RSLogix 5000® programming software, version 15.01.00</li> <li>• 100 programs/task beginning with RSLogix 5000 programming software, version 15.01.00</li> <li>• 1000 programs/task beginning with Logix Designer application, version 24.00.00</li> </ul>
Built-in communication ports	1-port USB <sup>(1)</sup>
Communication options	<ul style="list-style-type: none"> <li>• EtherNet/IP</li> <li>• ControlNet</li> <li>• DeviceNet</li> <li>• Data Highway Plus</li> <li>• Remote I/O</li> <li>• SERCOS</li> <li>• Third-party process and device networks</li> </ul>
USB port communication	Programming, configuration, firmware update, and online edits only
Controller connections supported max <sup>(2)</sup>	500
Network connections, per network module	<ul style="list-style-type: none"> <li>• 528 EtherNet/IP; 512 TCP (1756-EN4TR)</li> <li>• 256 EtherNet/IP; 128 TCP (1756-EN2x)</li> <li>• 128 EtherNet/IP; 64 TCP (1756-ENBT)</li> <li>• 100 ControlNet (1756-CN2/A)</li> <li>• 40 ControlNet (1756-CNB/D, 1756-CNB/E)</li> <li>• 128 ControlNet (1756-CN2/B)</li> </ul>
Controller redundancy	Full support
Integrated motion	<ul style="list-style-type: none"> <li>• SERCOS interface</li> <li>• Analog options (encoder input, LDT input, SSI input)</li> <li>• Integrated Motion on the EtherNet/IP network</li> </ul>
Programming languages	<ul style="list-style-type: none"> <li>• Relay ladder logic</li> <li>• Structured text</li> <li>• Function Block Diagram</li> <li>• Sequential function chart (SFC)</li> </ul>

(1) The USB port is intended for temporary local programming purposes only and not intended for permanent connection. Do not use the USB port in hazardous locations.

(2) ControlLogix 5570 controllers use connections to establish communication links between devices. For more information on how to use and calculate connections, see the ControlLogix System User Manual, publication [1756-UM001](#).

## Technical Specifications - ControlLogix 5570 Controllers

Attribute	1756-L71, 1756-L71K	1756-L72, 1756-L72K	1756-L73, 1756-L73K	1756-L74, 1756-L74K	1756-L75, 1756-L75K
User memory	2 MB	4 MB	8 MB	16 MB	32 MB
I/O memory	0.98 MB				
Optional nonvolatile memory storage	1 GB (1784-SD1 ships with every controller) 2 GB (1784-SD2)				
Digital I/O max	128,000				
Analog I/O max	4000				
Total I/O max	128,000				
Energy storage module	<ul style="list-style-type: none"> <li>• 1756-ESMCAP, 1756-ESMCAPK capacitor energy storage module (removable, ships installed with every controller)</li> <li>• 1756-ESMNSE, 1756-ESMNSEK capacitor energy storage module (removable, no residual WallClockTime power backup)</li> <li>• 1756-ESMNRM, 1756-ESMNRMK capacitor energy storage module (nonremovable, helps prevent USB connection and SD card use to help secure the controller)</li> </ul>				
Current draw @ 1.2V DC	5 mA				
Current draw @ 5.1V DC	800 mA				
Power dissipation	2.5 W				
Thermal dissipation	8.5 BTU/hr				
Isolation voltage	30V (continuous), basic insulation type, USB port-to-system Compliant and tested according to IEC/UL 61010-1				
USB port <sup>(1)</sup>	USB 2.0, full speed (12 Mbps)				
Weight approx	0.25 kg (0.55 lb)				
Slot width	1				
Module location	Chassis-based, any slot				



**Technical Specifications - ControlLogix 5570 Controllers (Continued)**

Attribute	1756-L71, 1756-L71K	1756-L72, 1756-L72K	1756-L73, 1756-L73K	1756-L74, 1756-L74K	1756-L75, 1756-L75K
Chassis	1756-A4, 1756-A4K, 1756-A7, 1756-A7K, 1756-A10, 1756-A10K, 1756-A13, 1756-A13K, 1756-A17, 1756-A17K				
Power supply, standard	1756-PA50, 1756-PA72, 1756-PA72K, 1756-PA75, 1756-PA75K, 1756-PB50, 1756-PB72, 1756-PB72K, 1756-PB75, 1756-PB75K, 1756-PH75				
Power supply, redundant	1756-PA75R, 1756-PA75RK, 1756-PB75R, 1756-PB75RK, 1756-PSCA2, 1756-PSCA2K				
Wire category <sup>(2)</sup>	3 - on USB port				
North American temperature code	T4A				
ATEX temperature code	T4				
IECEX temperature code	T4				
Enclosure type rating	None (open-style)				

(1) The USB port is intended for temporary local programming purposes only and not intended for permanent connection. Do not use the USB port in hazardous locations.

(2) Use this conductor category information to plan conductor routing. See Industrial Automation Wiring and Grounding Guidelines, publication [1770-4.1](#).

**Environmental Specifications - ControlLogix 5570 Controllers**

Attribute	1756-L71, 1756-L71K, 1756-L72, 1756-L72K, 1756-L73, 1756-L73K, 1756-L74K, 1756-L74, 1756-L75, 1756-L75K
Temperature, operating IEC 60068-2-1 (Test Ae, Operating Cold), IEC 60068-2-2 (Test Be, Operating Dry Heat), IEC 60068-2-14 (Test Nb, Operating Thermal Shock)	0 °C ≤ Ta ≤ +60 °C (+32 °F ≤ Ta ≤ +140 °F)
Temperature, nonoperating IEC 60068-2-1 (Test Ab, Unpackaged Nonoperating Cold), IEC 60068-2-2 (Test Bb, Unpackaged Nonoperating Dry Heat), IEC 60068-2-14 (Test Na, Unpackaged Nonoperating Thermal Shock)	-40...+85 °C (-40...+185 °F)
Temperature, surrounding air max	60 °C (140 °F)
Relative humidity IEC 60068-2-30 (Test Db, Unpackaged Damp Heat)	5...95% noncondensing
Corrosive Atmosphere <sup>(1)(2)</sup> • ASTM B845-97 Method H Accelerated Test (20-Day Exposure)	Severity Level G3 per ANSI/ISA 71.04-2013, Airborne Contaminants—Gases Severity Level CX <sup>(3)</sup> per IEC 60721-3-3:2019, Chemically Active Substances
Vibration IEC 60068-2-6 (Test Fc, Operating)	2 g @ 10...500 Hz
Shock, operating IEC 60068-2-27 (Test Ea, Unpackaged Shock)	30 g
Shock, nonoperating IEC 60068-2-27 (Test Ea, Unpackaged Shock)	50 g (45 g with SD card installed)
Emissions	IEC 61000-6-4
ESD immunity IEC 61000-4-2	6 kV contact discharges 8 kV air discharges
Radiated RF immunity IEC 61000-4-3	10V/m with 1 kHz sine wave 80% AM from 80...2000 MHz 10V/m with 200 Hz 50% Pulse 100% AM @ 900 MHz 10V/m with 200 Hz 50% Pulse 100% AM @ 1890 MHz 3V/m with 1 kHz sine wave 80% AM from 2000...2700 MHz
Conducted RF Immunity IEC 61000-4-6	Not applicable: USB is a temporary programming port.

(1) Only applicable to modules that end with a 'K'.

(2) Port Plugs must remain installed in unused ports at all times during storage and operation for the product to meet it's corrosive atmosphere rating.

(3) Up to 9.6 microns per year, corrosion rate of copper.

**Certifications - ControlLogix 5570 Controllers**

<b>Certification<sup>(1)</sup></b>	<b>1756-L71, 1756-L71K, 1756-L72, 1756-L72K, 1756-L73, 1756-L73K, 1756-L74, 1756-L74K, 1756-L75, 1756-L75K</b>
c-UL-us	UL Listed Industrial Control Equipment, certified for US and Canada. See UL File E65584. UL Listed for Class I, Division 2 Group A,B,C,D Hazardous Locations, certified for U.S. and Canada. See UL File E194810.
CE	European Union 2014/30/EU EMC Directive, compliant with: EN 61326-1; Meas./Control/Lab., Industrial Requirements EN 61000-6-2; Industrial Immunity EN 61000-6-4; Industrial Emissions EN 61131-2; Programmable Controllers (Clause 8, Zone A & B)
RCM	Australian Radiocommunications Act, compliant with EN 61000-6-4; Industrial Emissions
Ex	European Union 2014/34/EU ATEX Directive, compliant with: EN 60079-0; General Requirements EN 60079-7; Potentially Explosive Atmospheres, Protection "e" II 3 G Ex ec IIC T4 Gc UL 22 ATEX 2817X
IECEx	IECEx System, compliant with: IEC 60079-7; Potentially Explosive Atmospheres, Protection "e" IEC 60079-0; General Requirements II 3 G Ex ec IIC T4 Gc IECEx UL 22.0062X
UKEx	In conformity with the following UKEx Statutory Instruments and their amendments: <ul style="list-style-type: none"> <li>• Schedule 1 of the UKEx Regulation 2016 No. 1107</li> <li>• Equipment protection by increased safety "e", reference certificate number UL22UKEX2601X</li> <li>• Zone 2 classification according to UKEx Regulation 2016 No. 1107</li> </ul>
UKCA	In conformity with the following UK Statutory Instruments and their amendments: <ul style="list-style-type: none"> <li>• 2016 No. 1091, Electromagnetic Compatibility Regulations</li> <li>• 2016 No. 1107, Equipment and Protective Systems Intended for Use in Potentially Explosive Atmospheres</li> <li>• Regulations</li> <li>• 2012 No. 3032, Restriction of the Use of Certain Hazardous Substances in Electrical and Electronic Equipment</li> </ul>
KC	Korean Registration of Broadcasting and Communications Equipment, compliant with Article 58-2 of Radio Waves Act, Clause 3
CCC	CCC 2020122309111830, 2020122309111998, 2020122309113868 CNCA-C23-01 强制性产品认证实施规则 防爆电气 CNCA-C23-01 CCC Implementation Rule Explosion-Proof Electrical Products
EAC	Russian Customs Union TR CU 020/2011 EMC Technical Regulation Russian Customs Union TR CU 004/2011 LV Technical Regulation

(1) When marked. See the Product Certification link at [rok.auto/certifications](http://rok.auto/certifications) for Declarations of Conformity, Certificates, and other certification details.

# ControlLogix 5560 Controllers

## ControlLogix 5560 Controllers Features

Feature	1756-L61, 1756-L62, 1756-L63, 1756-L63XT, 1756-L64, 1756-L65
Controller tasks	<ul style="list-style-type: none"> <li>• 32 tasks, including a combination of continuous (1), periodic, and event tasks</li> <li>• 100 programs/task</li> </ul>
Built-in communication ports	1 port RS-232 serial
Communication options	<ul style="list-style-type: none"> <li>• EtherNet/IP</li> <li>• ControlNet</li> <li>• DeviceNet</li> <li>• Data Highway Plus</li> <li>• Remote I/O</li> <li>• SERCOS</li> <li>• Third-party process and device networks</li> </ul>
Serial port communication	<ul style="list-style-type: none"> <li>• ASCII</li> <li>• DF1 full/half-duplex</li> <li>• DF1 radio modem</li> <li>• DH-485</li> <li>• Modbus via logic</li> </ul>
Controller connections supported max <sup>(1)</sup>	250
Network connections, per network module	<ul style="list-style-type: none"> <li>• 528 EtherNet/IP; 512 TCP (1756-EN4TR)</li> <li>• 256 EtherNet/IP; 128 TCP (1756-EN2x)</li> <li>• 128 EtherNet/IP; 64 TCP (1756-ENBT)</li> <li>• 100 ControlNet (1756-CN2/A)</li> <li>• 40 ControlNet (1756-CNB/D, 1756-CNB/E)</li> <li>• 128 ControlNet (1756-CN2/B)</li> </ul>
Controller redundancy	Full support
Integrated motion	<ul style="list-style-type: none"> <li>• SERCOS interface</li> <li>• Analog options (encoder input, LDT input, SSI input)</li> <li>• Integrated Motion on the EtherNet/IP network</li> </ul>
Programming languages	<ul style="list-style-type: none"> <li>• Relay ladder logic</li> <li>• Structured text</li> <li>• Function Block Diagram</li> <li>• Sequential function chart (SFC)</li> </ul>

(1) ControlLogix 5560 controllers use connections to establish communication links between devices. For more information on connections, see the ControlLogix System User Manual, publication [1756-UM001](#).

**IMPORTANT** Scan time for a project that is loaded in a 1756-L64 or 1756-L65 controller can be slower than for the same project loaded in one of the other 1756-L6x controllers. For instruction execution times, see the Logix 5000<sup>®</sup> Controllers Instruction Execution Time and Memory Use Reference Manual, publication [1756-RM087](#).

## Technical Specifications - ControlLogix 5560 Controllers

Attribute	1756-L61	1756-L62	1756-L63	1756-L64	1756-L65
User memory	2 MB	4 MB	8 MB	16 MB	32 MB
I/O memory	478 KB				
Optional nonvolatile memory storage	128 MB (1784-CF128)				
Digital I/O max	128,000				
Analog I/O max	4000				
Total I/O max	128,000				
Replacement battery <sup>(1)</sup>	Series A: 1756-BA1, 1756-BATM, 1756-BATA Series B: 1756-BA2			1756-BA2 (0.50 g Lithium)	
Current draw @ 5.1V DC	1200 mA				
Current draw @ 24V DC	14 mA				
Power dissipation	3.5 W				
Thermal dissipation	11.9 BTU/hr				
Isolation voltage	30V (continuous), basic insulation type, RS-232 port to system Compliant and tested according to IEC/UL 61010-1				
Serial cables	1756-CP3 or 1747-CP3, right angle connector to controller, straight to serial port, 3 m (9.84 ft)				

**Technical Specifications - ControlLogix 5560 Controllers (Continued)**

Attribute	1756-L61	1756-L62	1756-L63	1756-L64	1756-L65
Weight approx	Series A: 0.32 kg (0.71 lb) Series B: 0.35 kg (0.78 lb)				
Slot width	1				
Module location	Chassis-based, any slot				
Chassis	1756-A4, 1756-A7, 1756-A10, 1756-A13, 1756-A17				
Power supply, standard	1756-PA50, 1756-PA72, 1756-PA75, 1756-PB50, 1756-PB72, 1756-PB75				
Power supply, redundant	1756-PA75R, 1756-PB75R, 1756-PSCA2				
Wire category <sup>(2)</sup>	2 - on RS-232 port				
North American temperature code	T4A				
IEC temperature code	T4				
Enclosure type rating	None (open-style)				

(1) For Australian Mining certification applications, only a series A controller and a 1756-BA1 battery can be used. For more information, contact your local distributor or sales office.  
 (2) Use this conductor category information to plan conductor routing as described in the system level installation manual. See the Industrial Automation Wiring and Grounding Guidelines, publication [1770-4.1](#).

**Environmental Specifications - ControlLogix 5560 Controllers**

Attribute	1756-L61, 1756-L62, 1756-L63, 1756-L64, 1756-L65
Temperature, operating IEC 60068-2-1 (Test Ad, Operating Cold), IEC 60068-2-2 (Test Bd, Operating Dry Heat), IEC 60068-2-14 (Test Nb, Operating Thermal Shock)	0...60 °C (32...140 °F)
Temperature, storage IEC 60068-2-1 (Test Ab, Unpackaged Nonoperating Cold), IEC 60068-2-2 (Test Bb, Unpackaged Nonoperating Dry Heat), IEC 60068-2-14 (Test Na, Unpackaged Nonoperating Thermal Shock)	-40...+85 °C (-40...+185 °F)
Temperature, surrounding air max	60 °C (140 °F)
Relative humidity IEC 60068-2-30 (Test Db, Unpackaged Damp Heat)	5...95% noncondensing
Vibration IEC 60068-2-6 (Test Fc, Operating)	2 g @ 10...500 Hz
Shock, operating IEC 60068-2-27 (Test Ea, Unpackaged Shock)	30 g
Shock, nonoperating IEC 60068-2-27 (Test Ea, Unpackaged Shock)	50 g
Emissions CISPR 11 IEC 61000-6-4	Class A
ESD immunity IEC 61000-4-2	6 kV contact discharges 8 kV air discharges
Radiated RF immunity IEC 61000-4-3	10V/m with 1 kHz sine wave 80% AM from 80...2000 MHz 10V/m with 200 Hz 50% Pulse 100% AM @ 900 MHz 10V/m with 200 Hz 50% Pulse 100% AM @ 1890 MHz 3V/m with 1 kHz sine wave 80% AM from 2000...2700 MHz
EFT/B immunity IEC 61000-4-4	±4 kV at 5 kHz on RS-232 port
Surge transient immunity IEC 61000-4-5	±2 kV line-earth (CM) on RS-232 port
Conducted RF immunity IEC 61000-4-6	10V rms with 1 kHz sine wave 80% AM from 150 kHz...80 MHz

### Certifications - ControlLogix 5560 Controllers

Certification <sup>(1)</sup>	1756-L61, 1756-L62, 1756-L63, 1756-L64, 1756-L65
c-UL-us	UL Listed Industrial Control Equipment, certified for US and Canada. See UL File E65584. UL Listed for Class I, Division 2 Group A,B,C,D Hazardous Locations, certified for U.S. and Canada. See UL File E194810.
CSA	CSA Certified Process Control Equipment. See CSA File LR54689C. CSA Certified Process Control Equipment for Class I, Division 2 Group A,B,C,D Hazardous Locations. See CSA File LR69960C.
CE	European Union 2004/108/EC EMC Directive, compliant with: <ul style="list-style-type: none"> <li>EN 61326-1; Meas./Control/Lab., Industrial Requirements</li> <li>EN 61000-6-2; Industrial Immunity</li> <li>EN 61000-6-4; Industrial Emissions</li> <li>EN 61131-2; Programmable Controllers (Clause 8, Zone A &amp; B)</li> </ul>
RCM	Australian Radiocommunications Act, compliant with EN 61000-6-4; Industrial Emissions
Ex	European Union 94/9/EC ATEX Directive, compliant with: <ul style="list-style-type: none"> <li>EN 60079-15; Potentially Explosive Atmospheres, Protection "n"</li> <li>EN60079-0; General Requirements</li> <li>II 3 G Ex nA IIC T4 X</li> <li>LCIE01ATEX6020X</li> </ul> <p><b>IMPORTANT:</b> The 1756-L64 and 1756-L65 controllers do not have this certification.</p>
KC	Korean Registration of Broadcasting and Communications Equipment, compliant with Article 58-2 of Radio Waves Act, Clause 3
FM	FM Approved Equipment for use in Class I Division 2 Group A,B,C,D Hazardous Locations

(1) When marked. See the Product Certification website at [rok.auto/certifications](http://rok.auto/certifications) for Declarations of Conformity, Certificates, and other certification details.

## ControlLogix-XT Controllers

The ControlLogix-XT™ controllers function in the same way as the traditional ControlLogix controllers. The ControlLogix-XT products include control and communication system components that are conformal coated to add a layer of protection when exposed to harsh, corrosive environments:

- Independently, the ControlLogix-XT system can withstand temperature ranges of -25...+70 °C (-13...+158 °F). If the I/O system is in the same environment as the control system, also verify the I/O system temperature range.
- Customers who previously used the LXT chassis should now migrate to the K version of the chassis.

## ControlLogix-XT 5580 Controllers Features and Specifications

### ControlLogix-XT 5580 Controllers Features

Feature	1756-L81EXT	1756-L82EXT	1756-L83EXT	1756-L84EXT	1756-L85EXT
Controller tasks	32 tasks, including a combination of continuous (1), periodic, and event tasks 1000 programs/task				
Built-in communication ports <sup>(5)</sup>	1 port USB <sup>(1)</sup> Embedded Ethernet port				
USB port communication	USB 2.0 Full speed (12 Mbps) Programming, configuration, firmware update, and online edits only				
Ethernet performance	10/100/1000 Mbps				
I/O Capacity (Class 0/1) - packets/second <sup>(2) (3)</sup>	<ul style="list-style-type: none"> <li>• 128,000 without CIP Security</li> <li>• 40,000 with integrity</li> <li>• 20,000 with integrity and confidentiality</li> </ul>				
Message Rate Capacity HMI/MSG (Class 3) - messages/second <sup>(2)(3)</sup>	<ul style="list-style-type: none"> <li>• 2000 without CIP Security</li> <li>• 1500 with integrity</li> <li>• 900 with integrity and confidentiality</li> </ul>				
Communication options	<ul style="list-style-type: none"> <li>• EtherNet/IP™</li> <li>• ControlNet®</li> <li>• DeviceNet®</li> <li>• Data Highway Plus™</li> <li>• Remote I/O</li> <li>• SERCOS</li> <li>• Third-party process and device networks</li> </ul>				
EtherNet/IP nodes supported, max <sup>(4)</sup>	100 nodes	175 nodes	250 nodes	250 nodes	300 nodes
Network connections, per network module located in the local chassis	<ul style="list-style-type: none"> <li>• ControlLogix 5580 Controllers front EtherNet/IP port. See 'EtherNet/IP nodes supported, max' in this table.</li> <li>• 528 EtherNet/IP; 512 TCP (1756-EN4TR)</li> <li>• 256 EtherNet/IP; 128 TCP (1756-EN2x)</li> <li>• 128 EtherNet/IP; 64 TCP (1756-ENBT)</li> <li>• 100 ControlNet (1756-CN2/A)</li> <li>• 40 ControlNet (1756-CNB/D, 1756-CNB/E)</li> <li>• 128 ControlNet (1756-CN2/B)</li> </ul>				
Integrated motion	<ul style="list-style-type: none"> <li>• SERCOS interface</li> <li>• Analog options (encoder input, LDT input, SSI input)</li> <li>• Integrated Motion on the EtherNet/IP network</li> </ul>				
Controller redundancy	Full support with Studio 5000 Logix Designer Application version 33.00.00 or later. <sup>(5)</sup>				
Programming languages	<ul style="list-style-type: none"> <li>• Relay Ladder Logic (RLL)</li> <li>• Structured Text</li> <li>• Function Block Diagram</li> <li>• Sequential Function Chart (SFC)</li> </ul>				

(1) The USB port is intended for temporary local programming purposes only and not intended for permanent connection. Do not use the USB port in hazardous locations.  
 (2) I/O numbers are maximums; they assume no HMI/MSG. HMI/MSG numbers are maximums, they assume no I/O. Maximums assume the processor is the target, not the originator. Packet rates vary depending on packet size. For more details, see Troubleshoot EtherNet/IP Application Technique, publication [ENET-AT003](#), and the EDS file for a specific catalog number  
 (3) For information on integrity and confidentiality, see the CIP Security with Rockwell Automation Products Application Technique, publication [SECURE-AT001](#).  
 (4) A node is an EtherNet/IP device that you add directly to the I/O configuration, and counts toward the node limits of the controller. For more information on EtherNet/IP nodes, see the ControlLogix 5580 Controllers User Manual, publication [1756-UM543](#).  
 (5) When the controller is enabled for redundancy: the Ethernet port is off, Integrated motion is not supported, and DeviceNet, ControlNet, RIO, DH+ networks are not supported. See the ControlLogix 5580 Redundant Controller User Manual, publication [1756-UM015](#).

### Technical Specifications - ControlLogix-XT 5580 Controllers

Attribute	1756-L81EXT	1756-L82EXT	1756-L83XT	1756-L84EXT	1756-L85EXT
User memory	3 MB	5 MB	10 MB	20 MB	40 MB
Digital I/O, max	128,000				
Analog I/O, max	4000				
Total I/O, max	128,000				
Optional nonvolatile memory storage	2 GB Secure Digital Card (1784-SD2), ships pre-installed in the controller <sup>(1)</sup>				
Energy storage module	Embedded in controller, nonremovable				
Number of power cycles	80,000				
Current draw @ 1.2V DC	5.0 mA				
Current draw @ 5.1V DC	1.20 A				
Power dissipation	6.2 W				
Thermal dissipation	21.2 BTU/hr				
Isolation voltage	50V (continuous), Basic Insulation type, USB port to backplane, Ethernet port to backplane, and USB port to Ethernet port Compliant and tested according to IEC/UL 61010-1				
Weight, approx	0.394 kg (.868 lb)				
Slot width	1				
Module location	Chassis-based, any slot				
Chassis	<ul style="list-style-type: none"> <li>1756-A4, 1756-A4K, 1756-A7, 1756-A7K, 1756-A10, 1756-A10K, 1756-A13, 1756-A13K, 1756-A17, 1756-A17 K Series B, Series C</li> <li>1756-A7XT Series C</li> </ul>				
Power supply, standard	1756-PA50, 1756-PA72, 1756-PA72K, 1756-PA75, 1756-PA75K, 1756-PB50, 1756-PB72, 1756-PB72K, 1756-PB75, 1756-PB75K, 1756-PH75, 1756-PC75				
Power supply, redundant	1756-PA75R, 1756-PA75RK, 1756-PB75R, 1756-PB75RK, 1756-PSCA2, 1756-PSCA2K				
Wire category <sup>(2)</sup>	3 - on USB port 2 - on Ethernet ports				
Wire size	Ethernet connections: Ethernet cabling and installation according to IEC 61918 and IEC 61784-5-2				
North American temperature code	T4				
ATEX temperature code	T4				
IECEx temperature code	T4				
Enclosure type rating	None (open-style)				

(1) Larger versions may be available. See [ControlLogix Controller Accessories on page 48](#).

(2) Use this conductor category information to plan conductor routing. See Industrial Automation Wiring and Grounding Guidelines, publication [1770-4.1](#).

### Environmental Specifications - ControlLogix-XT 5580 Controllers

Attribute	1756-L81EXT, 1756-L82EXT, 1756-L83EXT, 1756-L84EXT, 1756-L85EXT
Temperature, operating IEC 60068-2-1 (Test Ad, Operating Cold), IEC 60068-2-2 (Test Bd, Operating Dry Heat), IEC 60068-2-14 (Test Nb, Operating Thermal Shock)	-25 °C ≤ Ta ≤ +70 °C (-13 °F ≤ Ta ≤ +158 °F) for XT Chassis, Series C -25 °C ≤ Ta ≤ +60 °C (-13 °F ≤ Ta ≤ +140 °F) for Standard Chassis, Series C -25 °C ≤ Ta ≤ +50 °C (-13 °F ≤ Ta ≤ +122 °F) for Standard Chassis, Series B
Temperature, nonoperating IEC 60068-2-1 (Test Ab, Unpackaged Nonoperating Cold), IEC 60068-2-2 (Test Bb, Unpackaged Nonoperating Dry Heat), IEC 60068-2-14 (Test Na, Unpackaged Nonoperating Thermal Shock)	Chassis series B and C: -40...+85 °C (-40...+185 °F)
Temperature, surrounding air, max	70 °C (158 °F) for XT Chassis, Series C 60 °C (140 °F) for Standard Chassis, Series C 50 °C (122 °F) for Standard Chassis, Series B
Relative humidity IEC 60068-2-30 (Test Db, Unpackaged Damp Heat)	5...95% noncondensing
Corrosive Atmosphere <sup>(1)</sup> ASTM B845-97 Method H Accelerated Test (20-Day Exposure)	Severity Level G3 per ANSI/ISA 71.04-2013, Airborne Contaminants—Gases Severity Level CX <sup>(2)</sup> per IEC 60721-3-3:2019, Chemically Active Substances
Vibration IEC 60068-2-6 (Test Fc, Operating)	2 g @ 10...500 Hz
Shock, operating IEC 60068-2-27 (Test Ea, Unpackaged Shock)	30 g
Shock, nonoperating IEC 60068-2-27 (Test Ea, Unpackaged Shock)	30 g

### Environmental Specifications - ControlLogix-XT 5580 Controllers (Continued)

Attribute	1756-L81EXT, 1756-L82EXT, 1756-L83EXT, 1756-L84EXT, 1756-L85EXT
Emissions	IEC 61000-6-4
ESD immunity IEC 61000-4-2	6 kV contact discharges 8 kV air discharges
Radiated RF immunity IEC 61000-4-3	10V/m with 1 kHz sine-wave 80% AM from 80...2000 MHz 10V/m with 200 Hz 50% Pulse 100% AM @ 900 MHz 10V/m with 200 Hz 50% Pulse 100% AM @ 1890 MHz 3V/m with 1 kHz sine-wave 80% AM from 2000...2700 MHz
EFT/B Immunity IEC 61000-4-4	±2 kV at 5 kHz on Ethernet ports
Surge Transient Immunity IEC 61000-4-5	±2 kV line-earth (CM) on Ethernet ports
Conducted RF Immunity IEC 61000-4-6	10V rms with 1 kHz sine-wave 80% AM from 150 kHz...80 MHz

- (1) Port Plugs must remain installed in unused ports at all times during storage and operation for the product to meet it's corrosive atmosphere rating.  
 (2) Up to 9.6 microns per year, corrosion rate of copper.

### Certifications - ControlLogix-XT 5580 Controllers

Certification <sup>(1)</sup>	1756-L81EXT, 1756-L82EXT, 1756-L83EXT, 1756-L84EXT, 1756-L85EXT
c-UL-us	UL Listed Industrial Control Equipment, certified for US and Canada. See UL File E65584. UL Listed for Class I, Division 2 Group A,B,C,D Hazardous Locations, certified for U.S. and Canada. See UL File E194810.
CSA	CSA Certified Process Control Equipment. See CSA File LR54689C. CSA Certified Process Control Equipment for Class I, Division 2 Group A,B,C,D Hazardous Locations. See CSA File LR69960C.
FM	FM Approved Equipment for use in Class I Division 2 Group A,B,C,D Hazardous Locations
CE	European Union 2014/30/EU EMC Directive, compliant with: <ul style="list-style-type: none"> <li>EN 61326-1; Meas./Control/Lab., Industrial Requirements</li> <li>EN 61000-6-2; Industrial Immunity</li> <li>EN 61000-6-4; Industrial Emissions</li> <li>EN 61131-2; Programmable Controllers (Clause 8, Zone A &amp; B)</li> </ul>
RCM	Australian Radiocommunications Act, compliant with EN 61000-6-4; Industrial Emissions
Ex	European Union 2014/34/EU ATEX Directive, compliant with: <ul style="list-style-type: none"> <li>EN 60079-7; Potentially Explosive Atmospheres, Protection "e"</li> <li>EN 60079-0; General Requirements</li> <li>II 3 G Ex ec IIC T4 Gc</li> <li>UL 22 ATEX 2817X</li> </ul>
IECEX	IECEX System, compliant with: <ul style="list-style-type: none"> <li>IEC 60079-7; Potentially Explosive Atmospheres, Protection "e"</li> <li>IEC 60079-0; General Requirements</li> <li>II 3 G Ex ec IIC T4 Gc</li> <li>IECEX UL 22.0062X</li> </ul>
UKEx	In conformity with the following UKEx Statutory Instruments and their amendments: <ul style="list-style-type: none"> <li>Schedule 1 of the UKEx Regulation 2016 No. 1107</li> <li>Equipment protection by increased safety "e", reference certificate number UL22UKEX2601X</li> <li>Zone 2 classification according to UKEx Regulation 2016 No. 1107</li> </ul>
UKCA	In conformity with the following UK Statutory Instruments and their amendments: <ul style="list-style-type: none"> <li>2016 No. 1091, Electromagnetic Compatibility Regulations</li> <li>2016 No. 1107, Equipment and Protective Systems Intended for Use in Potentially Explosive Atmospheres</li> <li>Regulations</li> <li>2012 No. 3032, Restriction of the Use of Certain Hazardous Substances in Electrical and Electronic Equipment</li> </ul>
KC	Korean Registration of Broadcasting and Communications Equipment, compliant with Article 58-2 of Radio Waves Act, Clause 3
CCC	CCC 202012230911830, 202012230911998, 2020122309113868 CNCA-C23-01 强制性产品认证实施规则 防爆电气 CNCA-C23-01 CCC Implementation Rule Explosion-Proof Electrical Products
EAC	Russian Customs Union TR CU 020/2011 EMC Technical Regulation Russian Customs Union TR CU 004/2011 LV Technical Regulation
EtherNet/IP	ODVA conformance tested to EtherNet/IP specifications
CIP Security	ODVA conformance tested to CIP Security specifications <sup>(2)</sup>
TÜV certified for security	IEC 62443-4-2 SL1 <sup>(2)</sup>

(1) See the Product Certification website at [rok.auto/certifications](http://rok.auto/certifications) for Declarations of Conformity, Certificates, and other certification details.  
 (2) With Studio 5000 Logix Designer application version 32.00.01 or later.



## 1756-L73XT ControlLogix Controller Specifications

### Technical Specifications - 1756-L73XT ControlLogix Controller

Attribute	1756-L73XT
User memory	8 MB
I/O memory	0.98 MB
Optional nonvolatile memory	1 GB (1784-SD1 ships with every controller) 2 GB (1784-SD2)
Digital I/O, max	128,000
Analog I/O, max	4000
Total I/O, max	128,000
Replacement battery	—
Energy storage modules	<ul style="list-style-type: none"> <li>1756-ESMCAPXT capacitor energy storage module (removable, ships installed with every controller)</li> <li>1756-ESMNSEXT capacitor energy storage module (removable, no residual WallClockTime power backup)</li> <li>1756-ESMNRMXXT capacitor energy storage module (nonremovable, helps prevent USB connection and SD card use to help secure the controller)</li> </ul>
Current draw @ 5.1V DC	800 mA
Current draw @ 1.2V DC	5 mA
Power dissipation	2.5 W
Thermal dissipation	8.5 BTU/hr
Isolation voltage	30V (continuous), basic insulation type, USB port to backplane Compliant and tested according to IEC/UL 61010-1
USB port <sup>(1)</sup>	USB 2.0, full speed (12 Mbps)
Weight, approx	0.25 kg (0.55 lb)
Slot width	1
Module location	Chassis-based, any slot
Chassis	1756-A7XT, 1756-A10XT For low temperature applications only, use 1756-A4K, 1756-A7K, 1756-A10K, 1756-A13K, 1756-A17K
Power supply, standard	1756-PAXT, 1756-PA30XT, 1756-PBXT, 1756-PB30XT
Power supply, redundant	None
Wire category <sup>(2)</sup>	3 - on USB ports
North American temperature code	T4A
IECEx temperature code	T4
ATEX temperature code	T4
Enclosure type rating	None (open-style)

(1) The USB port is intended for temporary local programming purposes only and not intended for permanent connection. Do not use the USB port in hazardous locations.

(2) Use this conductor category information to plan conductor routing. See the Industrial Automation Wiring and Grounding Guidelines, publication [1770-4.1](#).

**Environmental Specifications - 1756-L73XT ControlLogix Controller**

Attribute	1756-L73XT
Temperature, operating IEC 60068-2-1 (Test Ad, Operating Cold), IEC 60068-2-2 (Test Bd, Operating Dry Heat), IEC 60068-2-14 (Test Nb, Operating Thermal Shock)	-25 °C ≤ Ta ≤ +70 °C (-13 °F ≤ Ta ≤ +158 °F) When using a 1756-A7LXT chassis, surrounding air temperature range is -25 °C ≤ Ta ≤ +60 °C (-13 °F ≤ Ta ≤ +140 °F) even when using an 'XT' controller.
Temperature, nonoperating IEC 60068-2-1 (Test Ab, Unpackaged Nonoperating Cold), IEC 60068-2-2 (Test Bb, Unpackaged Nonoperating Dry Heat), IEC 60068-2-14 (Test Na, Unpackaged Nonoperating Thermal Shock)	-40...+85 °C (-40...+185 °F)
Temperature, surrounding air, max	70 °C (158 °F)
Relative humidity IEC 60068-2-30 (Test Db, Unpackaged Damp Heat)	5...95% noncondensing
Corrosive Atmosphere <sup>(1)</sup> ASTM B845-97 Method H Accelerated Test (20-Day Exposure)	Severity Level G3 per ANSI/ISA 71.04-2013, Airborne Contaminants—Gases Severity Level CX <sup>(2)</sup> per IEC 60721-3-3:2019, Chemically Active Substances
Vibration IEC 60068-2-6 (Test Fc, Operating)	2 g @ 10...500 Hz
Shock, operating IEC 60068-2-27 (Test Ea, Unpackaged Shock)	30 g
Shock, nonoperating IEC 60068-2-27 (Test Ea, Unpackaged Shock)	50 g (45 g with SD card installed)
Emissions	IEC 61000-6-4
ESD immunity IEC 61000-4-2	6 kV contact discharges 8 kV air discharges
Radiated RF immunity IEC 61000-4-3	10V/m with 1 kHz sine-wave 80% AM from 80...2000 MHz 10V/m with 200 Hz 50% Pulse 100% AM @ 900 MHz 10V/m with 200 Hz 50% Pulse 100% AM @ 1890 MHz 3V/m with 1 kHz sine-wave 80% AM from 2000...2700 MHz
Conducted RF Immunity IEC 61000-4-6	Not applicable: USB is a temporary programming port.

(1) Port Plugs must remain installed in unused ports at all times during storage and operation for the product to meet it's corrosive atmosphere rating.

(2) Up to 9.6 microns per year, corrosion rate of copper.

## Certifications - 1756-L73XT ControlLogix Controller

Certification <sup>(1)</sup>	1756-L73XT
c-UL-us	UL Listed Industrial Control Equipment, certified for US and Canada. See UL File E65584. UL Listed for Class I, Division 2 Group A,B,C,D Hazardous Locations, certified for U.S. and Canada. See UL File E194810.
CE	European Union 2014/30/EU EMC Directive, compliant with: <ul style="list-style-type: none"> <li>• EN 61000-6-4; Industrial Emissions</li> <li>• EN 61326-1; Meas./Control/Lab., Industrial Requirements</li> <li>• EN 61000-6-2; Industrial Immunity</li> <li>• EN 61131-2; Programmable Controllers (Clause 8, Zone A &amp; B)</li> </ul>
RCM	Australian Radiocommunications Act, compliant with EN 61000-6-4; Industrial Emissions
Ex	European Union 2014/34/EU ATEX Directive, compliant with: <ul style="list-style-type: none"> <li>• EN 60079-7; Potentially Explosive Atmospheres, Protection "e"</li> <li>• EN 60079-0; General Requirements</li> <li>• II 3 G Ex ec IIC T4 Gc</li> <li>• UL 22 ATEX 2817X</li> </ul>
IECEX	IECEX System, compliant with: <ul style="list-style-type: none"> <li>• IEC 60079-7; Potentially Explosive Atmospheres, Protection "e"</li> <li>• IEC 60079-0; General Requirements</li> <li>• II 3 G Ex ec IIC T4 Gc</li> <li>• IECEX UL 22.0062X</li> </ul>
UKEx	In conformity with the following UKEx Statutory Instruments and their amendments: <ul style="list-style-type: none"> <li>• Schedule 1 of the UKEx Regulation 2016 No. 1107</li> <li>• Equipment protection by increased safety "e", reference certificate number UL22UKEX2601X</li> <li>• Zone 2 classification according to UKEx Regulation 2016 No. 1107</li> </ul>
UKCA	In conformity with the following UK Statutory Instruments and their amendments: <ul style="list-style-type: none"> <li>• 2016 No. 1091, Electromagnetic Compatibility Regulations</li> <li>• 2016 No. 1107, Equipment and Protective Systems Intended for Use in Potentially Explosive Atmospheres Regulations</li> <li>• 2012 No. 3032, Restriction of the Use of Certain Hazardous Substances in Electrical and Electronic Equipment</li> </ul>
KC	Korean Registration of Broadcasting and Communications Equipment, compliant with Article 58-2 of Radio Waves Act, Clause 3
CCC	CCC 2020122309111830, 2020122309111998, 2020122309113868 CNCA-C23-01 强制性产品认证实施规则 防爆电气 CNCA-C23-01 CCC Implementation Rule Explosion-Proof Electrical Products
EAC	Russian Customs Union TR CU 020/2011 EMC Technical Regulation Russian Customs Union TR CU 004/2011 LV Technical Regulation

(1) When marked. See the Product Certification website at [rok.auto/certifications](http://rok.auto/certifications) for Declarations of Conformity, Certificates, and other certification details.

## 1756-L63XT ControlLogix Controller Specifications

### Technical Specifications - 1756-L63XT Controller

Attribute	1756-L63XT
User memory	8 MB
I/O memory	478 KB
Optional nonvolatile memory storage	128 MB (1784-CF128)
Digital I/O, max	128,000
Analog I/O, max	4000
Total I/O, max	128,000
Replacement battery	1756-BA2
Current draw @ 5.1V DC	1200 mA
Current draw @ 24V DC	14 mA
Power dissipation	3.5 W
Thermal dissipation	11.9 BTU/hr
Isolation voltage	30V (continuous), basic insulation type, RS-232 port to system Compliant and tested according to IEC/UL 61010-1
Serial cables	1756-CP3 or 1747-CP3, right angle connector to controller, straight to serial port, 3 m (9.84 ft)
Weight, approx	0.35 kg (0.78 lb)
Slot width	1
Module location	Chassis-based, any slot
Chassis	1756-A7XT, 1756-A10XT For low temperature applications only, use 1756-A4K, 1756-A7K, 1756-A10K, 1756-A13K, 1756-A17K
Power supply, standard	1756-PAXT, 1756-PA30XT, 1756-PBXT, 1756-PB30XT
Power supply, redundant	None
Wire category <sup>(1)</sup>	2 - on RS-232 port
North American temperature code	T4A
IEC temperature code	T4
Enclosure type rating	None (open-style)

(1) Use this conductor category information to plan conductor routing as described in the system level installation manual. See the Industrial Automation Wiring and Grounding Guidelines, publication [1770-4.1](#).

**Environmental Specifications - 1756-L63XT Controller**

Attribute	1756-L63XT
Temperature, operating IEC 60068-2-1 (Test Ad, Operating Cold), IEC 60068-2-2 (Test Bd, Operating Dry Heat), IEC 60068-2-14 (Test Nb, Operating Thermal Shock)	-25...+70 °C (-13...+158 °F) When using a 1756-A7LXT chassis, surrounding air temperature range is -25...+60 °C (-13...+140 °F) even when using an 'XT' controller
Temperature, storage IEC 60068-2-1 (Test Ab, Unpackaged Nonoperating Cold), IEC 60068-2-2 (Test Bb, Unpackaged Nonoperating Dry Heat), IEC 60068-2-14 (Test Na, Unpackaged Nonoperating Thermal Shock)	-40...+85 °C (-40...+185 °F)
Temperature, surrounding air, max	70 °C (158 °F)
Relative humidity IEC 60068-2-30 (Test Db, Unpackaged Damp Heat)	5...95% noncondensing
Vibration IEC 60068-2-6 (Test Fc, Operating)	2 g @ 10...500 Hz
Shock, operating IEC 60068-2-27 (Test Ea, Unpackaged Shock)	30 g
Shock, nonoperating IEC 60068-2-27 (Test Ea, Unpackaged Shock)	50 g
Emissions CISPR 11	Group 1, Class A
ESD immunity IEC 61000-4-2	6 kV contact discharges 8 kV air discharges
Radiated RF immunity IEC 61000-4-3	10V/m with 1 kHz sine-wave 80% AM from 80...2000 MHz 10V/m with 200 Hz 50% Pulse 100% AM @ 900 MHz 10V/m with 200 Hz 50% Pulse 100% AM @ 1890 MHz 3V/m with 1 kHz sine-wave 80% AM from 2000...2700 MHz
EFT/B immunity IEC 61000-4-4	±4 kV at 5 kHz on RS-232 port
Surge transient immunity IEC 61000-4-5	±2 kV line-earth (CM) on communication ports
Conducted RF immunity IEC 61000-4-6	10V rms with 1 kHz sine-wave 80% AM from 150 kHz...80 MHz

**Certifications - 1756-L63XT Controller**

Certification <sup>(1)</sup>	1756-L63XT
c-UL-us	UL Listed Industrial Control Equipment, certified for US and Canada. See UL File E65584. UL Listed for Class I, Division 2 Group A,B,C,D Hazardous Locations, certified for U.S. and Canada. See UL File E194810.
CE	European Union 2004/108/EC EMC Directive, compliant with: <ul style="list-style-type: none"> <li>EN 61000-6-4; Industrial Emissions</li> <li>EN 61326-1; Meas./Control/Lab., Industrial Requirements</li> <li>EN 61000-6-2; Industrial Immunity</li> <li>EN 61131-2; Programmable Controllers (Clause 8, Zone A &amp; B)</li> </ul>
RCM	Australian Radiocommunications Act, compliant with EN 61000-6-4; Industrial Emissions
Ex	European Union 94/9/EC ATEX Directive, compliant with: <ul style="list-style-type: none"> <li>EN 60079-15; Potentially Explosive Atmospheres, Protection 'n'</li> <li>EN 60079-0; General Requirements</li> <li>II 3 G Ex nA IIC T4 X</li> <li>LCIE01ATEX6020X</li> </ul>
KC	Korean Registration of Broadcasting and Communications Equipment, compliant with Article 58-2 of Radio Waves Act, Clause 3

(1) When marked. See the Product Certification website at [rok.auto/certifications](http://rok.auto/certifications) for Declarations of Conformity, Certificates, and other certification details.

## ControlLogix Process Controllers

The ControlLogix 5580 process controllers are an extension of the Logix 5000 controller family that focuses on plantwide process control. The process controllers come configured with a default process tasking model and dedicated PlantPax® process instructions optimized for process applications and that improve design and deployment efforts.

The ControlLogix process controller's hardware is also conformal-coated to add a layer of protection when exposed to harsh, corrosive environments, and can be used in temperature extremes from -25...+70 °C (-13...+158 °F) when deployed as part of a Logix-XT system.

### ControlLogix 5580 Process Controllers Features and Specifications

#### ControlLogix 5580 Process Controllers Features

Feature	1756-L81EP	1756-L83EP	1756-L85EP
Controller tasks	32 tasks, including a combination of continuous (1), periodic, and event tasks 1000 programs/task		
Built-in communication ports <sup>(5)</sup>	1 port USB <sup>(1)</sup> Embedded Ethernet port		
USB port communication	USB 2.0 Full speed (12 Mbps) Programming, configuration, firmware update, and on-line edits only		
Ethernet performance	10/100/1000 Mbps		
I/O Capacity (Class 0/1) - packets/second <sup>(2)(3)</sup>	<ul style="list-style-type: none"> <li>• 128,000 without CIP Security</li> <li>• 40,000 with integrity</li> <li>• 20,000 with integrity and confidentiality</li> </ul>		
Message Rate Capacity HMI/MSG (Class 3) - messages/second <sup>(2)(3)</sup>	<ul style="list-style-type: none"> <li>• 2000 without CIP Security</li> <li>• 1500 with integrity</li> <li>• 900 with integrity and confidentiality</li> </ul>		
Communication options	<ul style="list-style-type: none"> <li>• EtherNet/IP™</li> <li>• ControlNet®</li> <li>• DeviceNet®</li> <li>• Data Highway Plus™</li> <li>• Remote I/O</li> <li>• SERCOS</li> <li>• Third-party process and device networks</li> </ul>		
EtherNet/IP nodes supported, max <sup>(4)</sup>	100 nodes	250 nodes	300 nodes
Network connections, per network module located in the local chassis	<ul style="list-style-type: none"> <li>• ControlLogix 5580 Controllers front EtherNet/IP port. See 'EtherNet/IP nodes supported, max' in this table.</li> <li>• 528 EtherNet/IP; 512 TCP (1756-EN4TR)</li> <li>• 256 EtherNet/IP; 128 TCP (1756-EN2x)</li> <li>• 128 EtherNet/IP; 64 TCP (1756-ENBT)</li> <li>• 100 ControlNet (1756-CN2/A)</li> <li>• 40 ControlNet (1756-CNB/D, 1756-CNB/E)</li> <li>• 128 ControlNet (1756-CN2/B)</li> </ul>		
Integrated motion	<ul style="list-style-type: none"> <li>• SERCOS interface</li> <li>• Analog options (encoder input, LDT input, SSI input)</li> <li>• Integrated Motion on the EtherNet/IP network</li> </ul>		
Controller redundancy	Full support with Studio 5000 Logix Designer Application version 33.00.00 or later. <sup>(5)</sup>		
Programming languages	<ul style="list-style-type: none"> <li>• Relay Ladder Logic (RLL)</li> <li>• Structured Text</li> <li>• Function Block Diagram</li> <li>• Sequential Function Chart (SFC)</li> </ul>		

(1) The USB port is intended for temporary local programming purposes only and not intended for permanent connection. Do not use the USB port in hazardous locations.  
 (2) I/O numbers are maximums; they assume no HMI/MSG. HMI/MSG numbers are maximums, they assume no I/O. Maximums assume the processor is the target, not the originator. Packet rates vary depending on packet size. For more details, see Troubleshoot EtherNet/IP Application Technique, publication [ENET-AT003](#), and the EDS file for a specific catalog number  
 (3) For information on integrity and confidentiality, see the CIP Security with Rockwell Automation Products Application Technique, publication [SECURE-AT001](#).  
 (4) A node is an EtherNet/IP device that you add directly to the I/O configuration, and counts toward the node limits of the controller. For more information on EtherNet/IP nodes, see the ControlLogix 5580 Controllers User Manual, publication [1756-UM543](#).  
 (5) When the controller is enabled for redundancy: the Ethernet port is off, Integrated motion is not supported, and DeviceNet, ControlNet, RIO, DH+ networks are not supported. See the ControlLogix 5580 Redundant Controller User Manual, publication [1756-UM015](#).

## Technical Specifications - ControlLogix 5580 Process Controllers

Attribute	1756-L81EP	1756-L83EP	1756-L85EP
User memory	3 MB	10 MB	40 MB
Digital I/O, max	128,000		
Analog I/O, max	4000		
Total I/O, max	128,000		
Optional nonvolatile memory storage	2 GB Secure Digital Card (1784-SD2), ships pre-installed in the controller <sup>(1)</sup>		
Energy storage module	Embedded in controller, nonremovable		
Number of power cycles	80,000		
Current draw @ 1.2V DC	5.0 mA		
Current draw @ 5.1V DC	1.20 A		
Power dissipation	6.2 W		
Thermal dissipation	21.2 BTU/hr		
Isolation voltage	50V (continuous), Basic Insulation type, USB port to backplane, Ethernet port to backplane, and USB port to Ethernet port Compliant and tested according to IEC/UL 61010-1		
Weight, approx	0.394 kg (.868 lb)		
Slot width	1		
Module location	Chassis-based, any slot		
Chassis	<ul style="list-style-type: none"> <li>1756-A4, 1756-A4K, 1756-A7, 1756-A7K, 1756-A10, 1756-A10K, 1756-A13, 1756-A13K, 1756-A17, 1756-A17 K Series B, Series C</li> <li>1756-A7XT Series C</li> </ul>		
Power supply, standard	1756-PA50, 1756-PA72, 1756-PA72K, 1756-PA75, 1756-PA75K, 1756-PB50, 1756-PB72, 1756-PB72K, 1756-PB75, 1756-PB75K, 1756-PH75, 1756-PC75		
Power supply, redundant	1756-PA75R, 1756-PA75RK, 1756-PB75R, 1756-PB75RK, 1756-PSCA2, 1756-PSCA2K		
Wire category <sup>(2)</sup>	3 - on USB port 2 - on Ethernet ports		
Wire size	Ethernet connections: Ethernet cabling and installation according to IEC 61918 and IEC 61784-5-2		
North American temperature code	T4		
ATEX temperature code	T4		
IECEx temperature code	T4		
Enclosure type rating	None (open-style)		

(1) Larger versions may be available. See [ControlLogix Controller Accessories on page 48](#).

(2) Use this conductor category information to plan conductor routing. See Industrial Automation Wiring and Grounding Guidelines, publication [1770-4.1](#).

**Environmental Specifications - ControlLogix 5580 Process Controllers**

Attribute	1756-L81EP, 1756-L83EP, 1756-L85EP
Temperature, operating IEC 60068-2-1 (Test Ad, Operating Cold), IEC 60068-2-2 (Test Bd, Operating Dry Heat), IEC 60068-2-14 (Test Nb, Operating Thermal Shock)	-25 °C ≤ Ta ≤ +70 °C (-13°F ≤ Ta ≤ +158 °F) for XT Chassis, Series C -25 °C ≤ Ta ≤ +60 °C (-13 °F ≤ Ta ≤ +140 °F) for Standard Chassis, Series C -25 °C ≤ Ta ≤ +50 °C (-13 °F ≤ Ta ≤ +122 °F) for Standard Chassis, Series B
Temperature, nonoperating IEC 60068-2-1 (Test Ab, Unpackaged Nonoperating Cold), IEC 60068-2-2 (Test Bb, Unpackaged Nonoperating Dry Heat), IEC 60068-2-14 (Test Na, Unpackaged Nonoperating Thermal Shock)	Chassis series B and C: -40...+85 °C (-40...+185 °F)
Temperature, surrounding air, max	70 °C (158 °F) for XT Chassis, Series C 60 °C (140 °F) for Standard Chassis, Series C 50 °C (122 °F) for Standard Chassis, Series B
Relative humidity IEC 60068-2-30 (Test Db, Unpackaged Damp Heat)	5...95% noncondensing
Corrosive Atmosphere <sup>(1)</sup> ASTM B845-97 Method H Accelerated Test (20-Day Exposure)	Severity Level G3 per ANSI/ISA 71.04-2013, Airborne Contaminants—Gases Severity Level CX <sup>(2)</sup> per IEC 60721-3-3:2019, Chemically Active Substances
Vibration IEC 60068-2-6 (Test Fc, Operating)	2 g @ 10...500 Hz
Shock, operating IEC 60068-2-27 (Test Ea, Unpackaged Shock)	30 g
Shock, nonoperating IEC 60068-2-27 (Test Ea, Unpackaged Shock)	30 g
Emissions	IEC 61000-6-4
ESD immunity IEC 61000-4-2	6 kV contact discharges 8 kV air discharges
Radiated RF immunity IEC 61000-4-3	10V/m with 1 kHz sine-wave 80% AM from 80...2000 MHz 10V/m with 200 Hz 50% Pulse 100% AM @ 900 MHz 10V/m with 200 Hz 50% Pulse 100% AM @ 1890 MHz 3V/m with 1 kHz sine-wave 80% AM from 2000...2700 MHz
EFT/B Immunity IEC 61000-4-4	±2 kV at 5 kHz on Ethernet ports
Surge Transient Immunity IEC 61000-4-5	±2 kV line-earth (CM) on Ethernet ports
Conducted RF Immunity IEC 61000-4-6	10V rms with 1 kHz sine-wave 80% AM from 150 kHz...80 MHz

(1) Port Plugs must remain installed in unused ports at all times during storage and operation for the product to meet it's corrosive atmosphere rating.  
 (2) Up to 9.6 microns per year, corrosion rate of copper.



**Certifications - ControlLogix 5580 Process Controllers**

<b>Certification<sup>(1)</sup></b>	<b>1756-L81EP, 1756-L83EP, 1756-L85EP</b>
c-UL-us	UL Listed Industrial Control Equipment, certified for US and Canada. See UL File E65584. UL Listed for Class I, Division 2 Group A,B,C,D Hazardous Locations, certified for U.S. and Canada. See UL File E194810.
CSA	CSA Certified Process Control Equipment. See CSA File LR54689C. CSA Certified Process Control Equipment for Class I, Division 2 Group A,B,C,D Hazardous Locations. See CSA File LR69960C.
FM	FM Approved Equipment for use in Class I Division 2 Group A,B,C,D Hazardous Locations
CE	European Union 2014/30/EU EMC Directive, compliant with: <ul style="list-style-type: none"> <li>• EN 61326-1; Meas./Control/Lab., Industrial Requirements</li> <li>• EN 61000-6-2; Industrial Immunity</li> <li>• EN 61000-6-4; Industrial Emissions</li> <li>• EN 61131-2; Programmable Controllers (Clause 8, Zone A &amp; B)</li> </ul>
RCM	Australian Radiocommunications Act, compliant with EN 61000-6-4; Industrial Emissions
Ex	European Union 2014/34/EU ATEX Directive, compliant with: <ul style="list-style-type: none"> <li>• EN 60079-7; Potentially Explosive Atmospheres, Protection "e"</li> <li>• EN 60079-0; General Requirements</li> <li>• II 3 G Ex ec IIC T4 Gc</li> <li>• UL 22 ATEX 2817X</li> </ul>
IECEX	IECEX System, compliant with: <ul style="list-style-type: none"> <li>• IEC 60079-7; Potentially Explosive Atmospheres, Protection "e"</li> <li>• IEC 60079-0; General Requirements</li> <li>• II 3 G Ex ec IIC T4 Gc</li> <li>• IECEX UL 22.0062X</li> </ul>
UKEx	In conformity with the following UKEx Statutory Instruments and their amendments: <ul style="list-style-type: none"> <li>• Schedule 1 of the UKEx Regulation 2016 No. 1107</li> <li>• Equipment protection by increased safety "e", reference certificate number UL22UKEX2601X</li> <li>• Zone 2 classification according to UKEx Regulation 2016 No. 1107</li> </ul>
UKCA	In conformity with the following UK Statutory Instruments and their amendments: <ul style="list-style-type: none"> <li>• 2016 No. 1091, Electromagnetic Compatibility Regulations</li> <li>• 2016 No. 1107, Equipment and Protective Systems Intended for Use in Potentially Explosive Atmospheres Regulations</li> <li>• 2012 No. 3032, Restriction of the Use of Certain Hazardous Substances in Electrical and Electronic Equipment</li> </ul>
KC	Korean Registration of Broadcasting and Communications Equipment, compliant with Article 58-2 of Radio Waves Act, Clause 3
CCC	CCC 202012230911830, 202012230911998, 2020122309113868 CNCA-C23-01 强制性产品认证实施规则 防爆电气 CNCA-C23-01 CCC Implementation Rule Explosion-Proof Electrical Products
EAC	Russian Customs Union TR CU 020/2011 EMC Technical Regulation Russian Customs Union TR CU 004/2011 LV Technical Regulation
EtherNet/IP	ODVA conformance tested to EtherNet/IP specifications
CIP Security	ODVA conformance tested to CIP Security specifications
TÜV certified for security	IEC 62443-4-2 SL1

(1) See the Product Certification website at [rok.auto/certifications](http://rok.auto/certifications) for Declarations of Conformity, Certificates, and other certification details.

# GuardLogix Controllers



**GuardLogix 5580 Controller with Safety Partner**



**GuardLogix 5570 Controller with Safety Partner**

A 1756 GuardLogix® controller is a ControlLogix controller that also provides the ability to perform safety functions. You must use a primary safety controller and a safety partner to achieve up to SIL CL 3/PLe/Cat. 4. A major benefit of this system is that it is still one project, safety and standard together. The safety partner is a part of the system, is automatically configured, and requires no user setup.

With the introduction of the GuardLogix 5580 controller, users can achieve up to SIL 2/PLd (Category 3) with a single controller and the use of the safety task and safety I/O.

During development, safety and standard have the same rules. Multiple programmers, online editing, and forcing are allowed. Once the safety system is validated and the safety signature applied, safety memory is protected, the safety logic cannot be modified, and all safety functions operate with SIL integrity. If the safety partner is present, the safety integrity will be SIL 3. If no safety partner is present, the safety integrity will be SIL 2.

On the standard side of the GuardLogix controller, all functions operate like a regular Logix controller. Online editing, forcing, and other activities are allowed.

With this level of integration, safety memory can be read by standard logic and external devices, like HMIs or other controllers, minimizing the need to condition safety memory for use elsewhere. The result is system-wide integration and the ability to display safety status on displays or marquees. For field device connectivity on EtherNet/IP or DeviceNet networks, use Guard I/O™ modules. For safety interlocking between GuardLogix controllers, use EtherNet/IP or ControlNet networks. Multiple GuardLogix controllers can share safety data for zone to zone interlocking, or one GuardLogix controller can use remote distributed safety I/O between different cells/areas.

1756 GuardLogix controllers are available with a conformal coating to add a layer of protection when exposed to harsh, corrosive environments. Products with a conformal coating have a 'K' suffix at the end of the catalog number.

In addition to the standard features of a ControlLogix controller, the GuardLogix controller has these safety-related features.

**Features - GuardLogix Controllers**

Feature	1756-L61S, 1756-L62S, 1756-L63S, 1756-L71S, 1756-L72S, 1756-L73S, 1756-L73SXT, 1756-L71SK, 1756-L72SK, 1756-L73SK	1756-L81ES, 1756-L82ES, 1756-L83ES, 1756-L84ES, 1756-L81ESK, 1756-L82ESK, 1756-L83ESK, 1756-L84ESK
Safety communication options	Standard and safety <ul style="list-style-type: none"> <li>• EtherNet/IP</li> <li>• ControlNet</li> <li>• DeviceNet</li> </ul>	
Network connections, per network module	<ul style="list-style-type: none"> <li>• 528 EtherNet/IP; 512 TCP (1756-EN4TR)</li> <li>• 256 EtherNet/IP; 128 TCP (1756-EN2x)</li> <li>• 128 EtherNet/IP; 64 TCP (1756-ENBT)</li> <li>• 100 ControlNet (1756-CN2/A)</li> <li>• 128 ControlNet (1756-CN2/B)</li> <li>• 40 ControlNet (1756-CNB/D, 1756-CNB/E)</li> </ul>	• GuardLogix 5580 controllers front EtherNet/IP port. See 'EtherNet/IP nodes supported, max' in this table. <ul style="list-style-type: none"> <li>• 528 EtherNet/IP; 512 TCP (1756-EN4TR)</li> <li>• 256 EtherNet/IP; 128 TCP (1756-EN2x)</li> <li>• 128 EtherNet/IP; 64 TCP (1756-ENBT)</li> <li>• 100 ControlNet (1756-CN2/A)</li> <li>• 128 ControlNet (1756-CN2/B)</li> <li>• 40 ControlNet (1756-CNB/D, 1756-CNB/E)</li> </ul>
EtherNet/IP nodes supported, max <sup>(1)</sup>	—	1756-L81ES, 1756-L81ESK: 100 nodes 1756-L82ES, 1756-L82ESK: 175 nodes 1756-L83ES, 1756-L83ESK: 250 nodes 1756-L84ES, 1756-L84ESK: 250 nodes
Controller redundancy	Not supported	
Programming languages	<ul style="list-style-type: none"> <li>• Relay Ladder Logic (RLL)</li> <li>• Structured Text</li> <li>• Function Block Diagram</li> <li>• Sequential Function Chart (SFC)</li> <li>• Safety Task supports only RLL and the additional safety application instructions</li> </ul>	

(1) A node is an EtherNet/IP device that you add directly to the I/O configuration, and counts toward the node limits of the controller. For more information on EtherNet/IP nodes, see the ControlLogix 5580 Controllers and GuardLogix 5580 Controllers User Manual, publication [1756-UM543](#).

**Safety Partners**

Primary Controller	Safety Partner
1756-L61S, 1756-L62S, 1756-L63S	1756-LSP
1756-L71S, 1756-L71SK, 1756-L72S, 1756-L72SK, 1756-L73S, 1756-L73SK	1756-L7SP, 1756-L7SPK
1756-L73SXT	1756-L7SPXT
1756-L81ES, 1756-L81ESK, 1756-L82ES, 1756-L82ESK, 1756-L83ES, 1756-L83ESK, 1756-L84ES, 1756-L84ESK	1756-L8SP, 1756-L8SPK

# GuardLogix 5580 Controllers

## GuardLogix 5580 Controllers Features

Feature	1756-L81ES, 1756-L81ESK	1756-L82ES, 1756-L82ESK	1756-L83ES, 1756-L83ESK	1756-L84ES, 1756-L84ESK	1756-L8SP, 1756-L8SPK
Controller tasks	31 standard tasks, 1 safety task 1000 programs/task				—
Built-in communication ports	1 port USB <sup>(1)</sup> Embedded Ethernet port				—
USB port communication	USB 2.0 Full speed (12 Mbps) Programming, configuration, firmware update, and on-line edits only				—
Ethernet performance	10/100/1000 Mbps				—
I/O capacity (Class 0/1) - packets/second <sup>(2)(3)</sup>	<ul style="list-style-type: none"> <li>• 128,000 without CIP Security</li> <li>• 40,000 with integrity</li> <li>• 20,000 with integrity and confidentiality</li> </ul>				—
Message rate capacity HMI/MSG (Class 3) - messages/second <sup>(2)(3)</sup>					
with safety partner	<ul style="list-style-type: none"> <li>• 1000 without CIP Security</li> <li>• 750 with integrity</li> <li>• 450 with integrity and confidentiality</li> </ul>				—
without safety partner	<ul style="list-style-type: none"> <li>• 2000 without CIP Security</li> <li>• 1500 with integrity</li> <li>• 900 with integrity and confidentiality</li> </ul>				—
Communication options	<ul style="list-style-type: none"> <li>• EtherNet/IP</li> <li>• ControlNet</li> <li>• DeviceNet</li> <li>• Data Highway Plus</li> <li>• Remote I/O</li> <li>• SERCOS</li> <li>• Third-party process and device networks</li> </ul>				—
EtherNet/IP nodes supported, max <sup>(4)</sup>	100 nodes	175 nodes	250 nodes	250 nodes	—
Network connections, per network module located in the local chassis	<ul style="list-style-type: none"> <li>• GuardLogix 5580 Controllers front EtherNet/IP port. See 'EtherNet/IP nodes supported, max' in this table.</li> <li>• 528 EtherNet/IP; 512 TCP (1756-EN4TR)</li> <li>• 256 EtherNet/IP; 128 TCP (1756-EN2x)</li> <li>• 128 EtherNet/IP; 64 TCP (1756-ENBT)</li> <li>• 128 ControlNet (1756-CN2/B)</li> <li>• 100 ControlNet (1756-CN2/A)</li> <li>• 40 ControlNet (1756-CNB/D, 1756-CNB/E)</li> </ul>				—
Controller redundancy	—				—
Integrated motion	<ul style="list-style-type: none"> <li>• SERCOS interface</li> <li>• Analog options (encoder input, LDT input, SSI input)</li> <li>• Integrated Motion on the EtherNet/IP network</li> </ul>				—
Programming languages	<ul style="list-style-type: none"> <li>• For the safety task, GuardLogix controllers support Ladder Diagram only.</li> <li>• For standard tasks, GuardLogix controllers support:                             <ul style="list-style-type: none"> <li>– Ladder Diagram (LD)</li> <li>– Structured Text (ST)</li> <li>– Function Block Diagram (FBD)</li> <li>– Sequential Function Chart (SFC)</li> </ul> </li> </ul>				—

(1) The USB port is intended for temporary local programming purposes only and not intended for permanent connection. Do not use the USB port in hazardous locations.  
 (2) I/O numbers are maximums; they assume no HMI/MSG. HMI/MSG numbers are maximums, they assume no I/O. Maximums assume the processor is the target, not the originator. Packet rates vary depending on packet size. For more details, see Troubleshoot EtherNet/IP Application Technique, publication [ENET-AT003](#), and the EDS file for a specific catalog number.  
 (3) For information on integrity and confidentiality, see the CIP Security with Rockwell Automation Products Application Technique, publication [SECURE-AT001](#).  
 (4) A node is an EtherNet/IP device that you add directly to the I/O configuration, and counts toward the node limits of the controller. For more information on EtherNet/IP nodes, see the ControlLogix 5580 Controllers and GuardLogix 5580 Controllers User Manual, publication [1756-UM543](#).

## Technical Specifications - GuardLogix 5580 Controllers

Attribute	1756-L81ES, 1756-L81ESK	1756-L82ES, 1756-L82ESK	1756-L83ES, 1756-L83ESK	1756-L84ES, 1756-L84ESK	1756-L8SP, 1756-L8SPK
User memory	3 MB	5 MB	10 MB	20 MB	—
Safety memory	1.5 MB	2.5 MB	5 MB	6 MB	(1)
Digital I/O, max	128,000				—
Analog I/O, max	4000				—
Total I/O, max	128,000				—
Optional nonvolatile memory storage	2 GB Secure Digital Card (1784-SD2), ships pre-installed in the controller <sup>(2)</sup>				—
Energy storage module	Embedded in controller, nonremovable				Embedded in safety partner, nonremovable
Number of power cycles	80,000				
Current draw @ 1.2V DC	5.0 mA				
Current draw @ 5.1V DC	1.20 A				
Power dissipation	6.2 W				
Thermal dissipation	21.2 BTU/hr				
Isolation voltage	50V (continuous), Basic Insulation type, Ethernet to backplane, USB to backplane, and USB to Ethernet Compliant and tested according to IEC/UL 61010-1				
Weight, approx	0.394 kg (.868 lb)				
Slot width	1				
Module location	Chassis-based, any slot (the safety partner must be installed in the slot to the immediate right of the primary controller)				
Chassis	1756-A4, 1756-A4K, 1756-A7, 1756-A7K, 1756-A10, 1756-A10K, 1756-A13, 1756-A13K, 1756-A17, 1756-A17 K Series B, Series C				
Power supply, standard	1756-PA50, 1756-PA72, 1756-PA72K, 1756-PA75, 1756-PA75K, 1756-PB50, 1756-PB72, 1756-PB72K, 1756-PB75, 1756-PB75K, 1756-PH75, 1756-PC75				
Power supply, redundant	1756-PA75R, 1756-PA75RK, 1756-PB75R, 1756-PB75RK, 1756-PSCA2, 1756-PSCA2K				
Wire category <sup>(3)</sup>	3 - on USB port 2 - on Ethernet ports				
Wire size	Ethernet connections: Ethernet cabling and installation according to IEC 61918 and IEC 61784-5-2				
North American temperature code	T4				
ATEX temperature code	T4				
IECEx temperature code	T4				
Enclosure type rating	None (open-style)				

(1) Same as corresponding primary controller.

(2) Larger versions may be available. See [ControlLogix Controller Accessories on page 48](#).

(3) Use this conductor category information to plan conductor routing. See Industrial Automation Wiring and Grounding Guidelines, publication [1770-4.1](#).

Environmental Specifications –GuardLogix 5580 Controllers

Attribute	1756-L81ES, 1756-L82ES, 1756-L83ES, 1756-L84ES 1756-L81ESK, 1756-L82ESK, 1756-L83ESK, 1756-L84ESK, 1756-L8SP, 1756-L8SPK
Temperature, operating (SIL 2/PLd) IEC 60068-2-1 (Test Ae, Operating Cold), IEC 60068-2-2 (Test Be, Operating Dry Heat), IEC 60068-2-14 (Test Nb, Operating Thermal Shock)	0 °C ≤ Ta ≤ +50 °C (+32 °F ≤ Ta ≤ +122 °F) for Series B Chassis 0 °C ≤ Ta ≤ +60 °C (+32 °F ≤ Ta ≤ +140 °F) for Series C Chassis Note: If operating above +55 °C (+131 °F), modules greater than 6.2 W shall not be installed in slots adjacent to the controller.
Temperature, operating (SIL 3/PLe) IEC 60068-2-1 (Test Ae, Operating Cold), IEC 60068-2-2 (Test Be, Operating Dry Heat), IEC 60068-2-14 (Test Nb, Operating Thermal Shock)	0 °C ≤ Ta ≤ +60 °C (+32 °F ≤ Ta ≤ +140 °F) for Series C Chassis 0 °C ≤ Ta ≤ +50 °C (+32 °F ≤ Ta ≤ +122 °F) for Series B Chassis
Temperature, nonoperating IEC 60068-2-1 (Test Ab, Unpackaged Nonoperating Cold), IEC 60068-2-2 (Test Bb, Unpackaged Nonoperating Dry Heat), IEC 60068-2-14 (Test Na, Unpackaged Nonoperating Thermal Shock)	Chassis series B and C: -40...+85 °C (-40...+185 °F)
Temperature, Surrounding Air, max (SIL 2/PLd)	60 °C (140 °F) for Series C Chassis Note: If operating above +55 °C (+131 °F), modules greater than 6.2W shall not be installed in slots adjacent to the controller.
Temperature, Surrounding Air, max (SIL 3/PLe)	60 °C (140 °F) for Series C Chassis 50 °C (122 °F) for Series B Chassis
Relative humidity IEC 60068-2-30 (Test Db, Unpackaged Damp Heat)	5...95% noncondensing
Corrosive Atmosphere <sup>(1) (2)</sup> ASTM B845-97 Method H Accelerated Test (20-Day Exposure)	Severity Level G3 per ANSI/ISA 71.04-2013, Airborne Contaminants—Gases Severity Level CX <sup>(3)</sup> per IEC 60721-3-3:2019, Chemically Active Substances
Vibration IEC 60068-2-6 (Test Fc, Operating)	2 g @ 10...500 Hz
Shock, operating IEC 60068-2-27 (Test Ea, Unpackaged Shock)	30 g
Shock, nonoperating IEC 60068-2-27 (Test Ea, Unpackaged Shock)	30 g
Emissions	IEC 61000-6-4
ESD immunity IEC 61000-4-2	6 kV contact discharges 8 kV air discharges
Radiated RF immunity IEC 61000-4-3	10V/m with 1 kHz sine-wave 80% AM from 80...2000 MHz 10V/m with 200 Hz 50% Pulse 100% AM @ 900 MHz 10V/m with 200 Hz 50% Pulse 100% AM @ 1890 MHz 3V/m with 1 kHz sine-wave 80% AM from 2000...2700 MHz 3V/m with 1 kHz sine-wave 80% AM from 2700...6000 MHz
EFT/B Immunity IEC 61000-4-4	±2 kV at 5 kHz on Ethernet ports
Surge Transient Immunity IEC 61000-4-5	±2 kV line-earth (CM) on Ethernet ports
Conducted RF Immunity IEC 61000-4-6	10V rms with 1 kHz sine-wave 80% AM from 150 kHz...80 MHz

(1) Only applicable to modules that end with a 'K'.

(2) Port Plugs must remain installed in unused ports at all times during storage and operation for the product to meet its corrosive atmosphere rating.

(3) Up to 9.6 microns per year, corrosion rate of copper.

Certifications - GuardLogix 5580 Controllers

Certification <sup>(1)</sup>	1756-L81ES, 1756-L82ES, 1756-L83ES, 1756-L84ES, 1756-L81ESK, 1756-L82ESK, 1756-L83ESK, 1756-L84ESK, 1756-L8SP, 1756-L8SPK
c-UL-us	UL Listed Industrial Control Equipment, certified for US and Canada. See UL File E65584. UL Listed for Class I, Division 2 Group A,B,C,D Hazardous Locations, certified for U.S. and Canada. See UL File E194810.
CSA	CSA Certified Process Control Equipment. See CSA File 150115. CSA Certified Process Control Equipment for Class I, Division 2 Group A,B,C,D Hazardous Locations. See CSA File 150115.
FM	FM Approved Equipment for use in Class I Division 2 Group A,B,C,D Hazardous Locations
CE	European Union 2014/30/EU EMC Directive, compliant with: <ul style="list-style-type: none"> <li>EN 61326-1; Meas./Control/Lab., Industrial Requirements</li> <li>EN 61000-6-2; Industrial Immunity</li> <li>EN 61000-6-4; Industrial Emissions</li> <li>EN 61131-2; Programmable Controllers (Clause 8, Zone A &amp; B)</li> </ul> European Union 2006/42/EC MD, compliant with: <ul style="list-style-type: none"> <li>EN ISO 13849-1; Safety-related parts of control systems</li> <li>EN 62061; Functional safety of safety-related control systems</li> <li>Up to Cat. 4/PL e according to EN ISO 13849-1 and SIL CL 3 according to EN/IEC 62061 when used in combination with the 1756-L8SP safety partner</li> <li>Up to Cat. 3/PL d according to EN ISO 13849-1, and SIL CL 2 according to EN/IEC 62061 when not used in combination with the 1756-L8SP safety partner</li> <li>TÜV 01/205/5611</li> </ul>
RCM	Australian Radiocommunications Act, compliant with EN 61000-6-4; Industrial Emissions
Ex	European Union 2014/34/EU ATEX Directive, compliant with: <ul style="list-style-type: none"> <li>EN 60079-0; General Requirements</li> <li>EN 60079-15; Potentially Explosive Atmospheres, Protection "n"</li> <li>II 3 G Ex nA IIC T4 Gc</li> <li>DEMKO13ATEX1325026X</li> </ul>
IECEX	IECEX System, compliant with: <ul style="list-style-type: none"> <li>IEC 60079-0; General Requirements</li> <li>IEC 60079-15; Potentially Explosive Atmospheres, Protection "n"</li> <li>II 3 G Ex nA IIC T4 Gc</li> <li>IECEX UL 14.0008X</li> </ul>
UKEx	In conformity with the following UKEx Statutory Instruments and their amendments: <ul style="list-style-type: none"> <li>Schedule 1 of the UKEx Regulation 2016 No. 1107</li> <li>Equipment protection by increased safety "e", reference certificate number UL22UKEX2601X</li> <li>Zone 2 classification according to UKEx Regulation 2016 No. 1107</li> </ul>
UKCA	In conformity with the following UK Statutory Instruments and their amendments: <ul style="list-style-type: none"> <li>2016 No. 1091 - Electromagnetic Compatibility Regulations</li> <li>2016 No. 1107 - Equipment and Protective Systems Intended for Use in Potentially Explosive Atmospheres Regulations</li> <li>2012 No. 3032 - Restriction of the Use of Certain Hazardous Substances in Electrical and Electronic Equipment Regulations</li> <li>2008 No. 1597 - Supply of Machinery (Safety) Regulations</li> </ul>
KC	Korean Registration of Broadcasting and Communications Equipment, compliant with Article 58-2 of Radio Waves Act, Clause 3
CCC	CCC 2020122309111830, 2020122309111998, 2020122309113868 CNCA-C23-01 强制性产品认证实施规则 防爆电气 CNCA-C23-01 CCC Implementation Rule Explosion-Proof Electrical Products
EAC	Russian Customs Union TR CU 020/2011 EMC Technical Regulation Russian Customs Union TR CU 004/2011 LV Technical Regulation
TÜV certified for functional safety <sup>(2)</sup>	Capable of SIL 3, CAT. 4/PLe
CIP Security	ODVA conformance tested to CIP Security specifications <sup>(3)</sup>

(1) See the Product Certification link at <http://www.rockwellautomation.com/global/certification/overview.page> for Declarations of Conformity, Certificates, and other certification details.  
(2) When used with specified firmware revisions. See the Product Safety Certificate at <http://www.rockwellautomation.com/global/certification/overview.page> for a full list of safety-related certifications.  
(3) With Studio 5000 Logix Designer application version 34.00.01 or later.

# GuardLogix 5570 Controllers

## Technical Specifications - GuardLogix 5570 Controllers

Attribute	1756-L71S, 1756-L71SK	1756-L72S, 1756-L72SK	1756-L73S, 1756-L73SK	1756-L7SP, 1756-L7SPK
User memory	2 MB	4 MB	8 MB	—
Safety memory	1 MB	2 MB	4 MB	(1)
I/O memory	0.98 MB			—
Optional nonvolatile memory storage	1 GB (1756-SD1 ships with every controller) <sup>(2)</sup>			—
Digital I/O, max	128,000			—
Analog I/O, max	4000			—
Total I/O, max	128,000			—
Replacement battery	—			
Energy storage modules	<ul style="list-style-type: none"> <li>1756-ESMCAP capacitor energy storage module (removable, ships installed with every controller)</li> <li>1756-ESMNSE capacitor energy storage module (removable, no residual WallClockTime power backup)</li> <li>1756-ESMNRM capacitor energy storage module (nonremovable, helps prevent USB connection and SD card use to help secure the controller)</li> </ul>			<ul style="list-style-type: none"> <li>1756-SPESMNSE capacitor energy storage module for the safety partner (removable, no residual WallClockTime power backup)</li> <li>1756-SPESMNRM capacitor energy storage module for the safety partner (nonremovable, helps prevent USB connection and SD card use to help secure the controller)</li> </ul>
Current draw @ 1.2V DC	5 mA			
Current draw @ 5.1V DC	800 mA			
Power dissipation	2.5 W			
Thermal dissipation	8.5 BTU/hr			
Isolation voltage	30V (continuous), basic insulation, USB port-to-system Compliant and tested according to IEC/UL 61010-1			
Weight, approx	0.25 kg (0.55 lb)			
Slot width	2 (both modules needed; each is one slot)			
Module location	Chassis-based, any slot (the safety partner must be installed in the slot to the immediate right of the primary controller)			
Chassis	1756-A4, 1756-A4K, 1756-A7, 1756-A7K, 1756-A10, 1756-A10K, 1756-A13, 1756-A13K, 1756-A17, 1756-A17K			
Power supply, standard	1756-PA50, 1756-PA72, 1756-PA72K, 1756-PA75, 1756-PA75K, 1756-PB50, 1756-PB72, 1756-PB72K, 1756-PB75, 1756-PB75K			
Wire category <sup>(3)</sup>	3 - on USB ports			
North American temperature code	T4A			
ATEX temperature code	T4			
IECEx temperature code	T4			
Enclosure type rating	None (open-style)			

(1) Same as corresponding primary controller.

(2) Larger versions may be available. See [ControlLogix Controller Accessories on page 48](#).

(3) Use this Conductor Category information to plan conductor routing. See Industrial Wiring and Grounding Guidelines, publication [1770-4.1](#).

## Environmental Specifications - GuardLogix 5570 Controllers

Attribute	1756-L71S, 1756-L72S, 1756-L73S, 1756-L7SP 1756-L71SK, 1756-L72SK, 1756-L73SK, 1756-L7SPK
Temperature, operating IEC 60068-2-1 (Test Ad, Operating Cold), IEC 60068-2-2 (Test Bd, Operating Dry Heat), IEC 60068-2-14 (Test Nb, Operating Thermal Shock)	0 °C ≤ Ta ≤ +60 °C (+32 °F ≤ Ta ≤ +140 °F)
Temperature, nonoperating IEC 60068-2-1 (Test Ab, Unpackaged Nonoperating Cold), IEC 60068-2-2 (Test Bb, Unpackaged Nonoperating Dry Heat), IEC 60068-2-14 (Test Na, Unpackaged Nonoperating Thermal Shock)	-40...+85 °C (-40...+185 °F)
Relative humidity IEC 60068-2-30 (Test Db, Unpackaged Damp Heat)	5...95% noncondensing
Temperature, surrounding air, max	60 °C (140 °F)
Corrosive Atmosphere <sup>(1) (2)</sup> ASTM B845-97 Method H Accelerated Test (20-Day Exposure)	Severity Level G3 per ANSI/ISA 71.04-2013, Airborne Contaminants—Gases Severity Level CX <sup>(3)</sup> per IEC 60721-3-3:2019, Chemically Active Substances
Vibration IEC 60068-2-6 (Test Fc, Operating)	2 g @ 10...500 Hz
Shock, operating IEC 60068-2-27 (Test Ea, Unpackaged Shock)	30 g



## Environmental Specifications - GuardLogix 5570 Controllers (Continued)

Attribute	1756-L71S, 1756-L72S, 1756-L73S, 1756-L7SP 1756-L71SK, 1756-L72SK, 1756-L73SK, 1756-L7SPK
Shock, nonoperating IEC 60068-2-27 (Test Ea, Unpackaged Shock)	50 g (45 g with SD card installed)
Emissions	IEC 61000-6-4
ESD immunity IEC 61000-4-2	6 kV contact discharges 8 kV air discharges
Radiated RF immunity IEC 61000-4-3	10V/m with 1 kHz sine-wave 80% AM from 80...2000 MHz 10V/m with 200 Hz 50% Pulse 100% AM @ 900 MHz 10V/m with 200 Hz 50% Pulse 100% AM @ 1890 MHz 3V/m with 1 kHz sine-wave 80% AM from 2000...2700 MHz
Conducted RF Immunity IEC 61000-4-6	Not applicable: USB is a temporary programming port.

(1) Only applicable to modules that end with a 'K'.

(2) Port Plugs must remain installed in unused ports at all times during storage and operation for the product to meet its corrosive atmosphere rating.

(3) Up to 9.6 microns per year, corrosion rate of copper.

## Certifications - GuardLogix 5570 Controllers

Certification <sup>(1)</sup>	1756-L71S, 1756-L72S, 1756-L73S, 1756-L7SP 1756-L71SK, 1756-L72SK, 1756-L73SK, 1756-L7SPK
c-UL-us	UL Listed Industrial Control Equipment, certified for US and Canada. See UL File E65584. UL Listed for Class I, Division 2 Group A,B,C,D Hazardous Locations, certified for U.S. and Canada. See UL File E194810.
CE	European Union 2014/30/EU EMC Directive, compliant with: <ul style="list-style-type: none"> <li>EN 61326-1; Meas./Control/Lab., Industrial Requirements</li> <li>EN 61000-6-2; Industrial Immunity</li> <li>EN 61000-6-4; Industrial Emissions</li> <li>EN 61131-2; Programmable Controllers (Clause 8, Zone A &amp; B)</li> </ul> European Union 2006/42/EC MD, compliant with: <ul style="list-style-type: none"> <li>EN 60204-1; Electrical equipment of machines</li> <li>EN ISO 13849-1; Safety-related parts of control systems</li> <li>EN 62061; Functional safety of safety-related control systems</li> </ul>
RCM	Australian Radiocommunications Act, compliant with EN 61000-6-4; Industrial Emissions
Ex	European Union 2014/34/EU ATEX Directive, compliant with: <ul style="list-style-type: none"> <li>EN 60079-7; Potentially Explosive Atmospheres, Protection "e"</li> <li>EN 60079-0; General Requirements</li> <li>II 3 G Ex ec IIC T4 Gc</li> <li>UL 22 ATEX 2817X</li> </ul>
IECEX	IECEX System, compliant with: <ul style="list-style-type: none"> <li>IEC 60079-7; Potentially Explosive Atmospheres, Protection "e"</li> <li>IEC 60079-0; General Requirements</li> <li>II 3 G Ex ec IIC T4 Gc</li> <li>IECEX UL 22.0062X</li> </ul>
UKEx	In conformity with the following UKEx Statutory Instruments and their amendments: <ul style="list-style-type: none"> <li>Schedule 1 of the UKEx Regulation 2016 No. 1107</li> <li>Equipment protection by increased safety "e", reference certificate number UL22UKEX2601X</li> <li>Zone 2 classification according to UKEx Regulation 2016 No. 1107</li> </ul>
UKCA	In conformity with the following UK Statutory Instruments and their amendments: <ul style="list-style-type: none"> <li>2016 No. 1091 - Electromagnetic Compatibility Regulations</li> <li>2016 No. 1107 - Equipment and Protective Systems Intended for Use in Potentially Explosive Atmospheres Regulations</li> <li>2012 No. 3032 - Restriction of the Use of Certain Hazardous Substances in Electrical and Electronic Equipment Regulations</li> <li>2008 No. 1597 - Supply of Machinery (Safety) Regulations</li> </ul>
KC	Korean Registration of Broadcasting and Communications Equipment, compliant with Article 58-2 of Radio Waves Act, Clause 3
CCC	CCC 2020122309111830, 2020122309111998, 2020122309113868 CNCA-C23-01 强制性产品认证实施规则 防爆电气 CNCA-C23-01 CCC Implementation Rule Explosion-Proof Electrical Products
TÜV certified for functional safety <sup>(2)</sup>	Capable of SIL CL 3 according to IEC 61508, capable of Category 4 according to EN954-1, and capable of PL(e) according to ISO 13849-1 when used as described in the GuardLogix 5570 and Compact GuardLogix 5370 Controller Systems Safety Reference Manual, publication <a href="#">1756-RM099</a> .
EAC	Russian Customs Union TR CU 020/2011 EMC Technical Regulation Russian Customs Union TR CU 004/2011 LV Technical Regulation

(1) When marked. See the Product Certification website at [rok.auto/certifications](http://rok.auto/certifications) for Declarations of Conformity, Certificates, and other certification details.(2) When used with specified firmware revisions. See the Product Safety Certificate at the Product Certification website ([rok.auto/certifications](http://rok.auto/certifications)) for a full list of safety-related certifications.

# GuardLogix 5560 Controllers

## Technical Specifications - GuardLogix 5560 Controllers

Attribute	1756-L61S	1756-L62S	1756-L63S	1756-LSP
User memory	2 MB	4 MB	8 MB	—
Safety memory	1 MB	1 MB	3.75 MB	Same as corresponding primary controller
I/O memory	478 KB			—
Optional nonvolatile memory storage	128 MB (1784-CF128) <sup>(1)</sup>			—
Digital I/O, max	128,000			—
Analog I/O, max	4000			—
Total I/O, max	128,000			—
Replacement battery	1756-BA2 (0.50 g lithium)			
Energy storage modules	—			
Current draw @ 1.2V DC	—			
Current draw @ 5.1V DC	1200 mA			
Current draw @ 24V DC	14 mA			
Power dissipation	3.5 W			
Thermal dissipation	11.9 BTU/hr			
Isolation voltage	30V (continuous), Basic Insulation Type, RS-232 to system Compliant and tested according to IEC/UL 61010-1			
Serial cables	1756-CP3 or 1747-CP3, right angle connector to controller, straight to serial port, 3 m (9.84 ft)			
Weight, approx	0.32 kg (0.70 lb)			
Slot width	2 (both modules needed; each is one slot)			
Module location	Chassis-based, any slot (the safety partner must be installed in the slot to the immediate right of the primary controller)			
Chassis	1756-A4, 1756-A7, 1756-A10, 1756-A13, 1756-A17			
Power supply standard	1756-PA50, 1756-PA72, 1756-PA75, 1756-PB50, 1756-PB72, 1756-PB75			
Wire category <sup>(2)</sup>	2 - on RS-232 port			
North American temperature code	T4A			
Enclosure type rating	None (open-style)			

(1) RSLogix 5000® programming software, version 18 or later.

(2) Use this conductor category information for to plan conductor routing as described in the system level installation manual. See the Industrial Automation Wiring and Grounding Guidelines, publication [1770-4.1](#).

## Environmental Specifications - GuardLogix 5560 Controllers

Attribute	1756-L61S, 1756-L62S, 1756-L63S, 1756-LSP
Temperature, operating IEC 60068-2-1 (Test Ad, Operating Cold), IEC 60068-2-2 (Test Bd, Operating Dry Heat), IEC 60068-2-14 (Test Nb, Operating Thermal Shock)	0 °C...+60 °C (+32...+140 °F) on 1756-L61S, 1756-L62S, 1756-L63S, 1756-LSP
Temperature, nonoperating IEC 60068-2-1 (Test Ab, Unpackaged Nonoperating Cold), IEC 60068-2-2 (Test Bb, Unpackaged Nonoperating Dry Heat), IEC 60068-2-14 (Test Na, Unpackaged Nonoperating Thermal Shock)	-40...+85 °C (-40...+185 °F)
Temperature, surrounding air, max	60 °C (140 °F)
Relative humidity IEC 60068-2-30 (Test Db, Unpackaged Damp Heat)	5...95% noncondensing
Vibration IEC 60068-2-6 (Test Fc, Operating)	2 g @ 10...500 Hz
Shock, operating IEC 60068-2-27 (Test Ea, Unpackaged Shock)	30 g
Shock, nonoperating IEC 60068-2-27 (Test Ea, Unpackaged Shock)	50 g
Emissions CISPR 11 IEC 61000-6-4	Class A
ESD immunity IEC 61000-4-2	6 kV contact discharges 8 kV air discharges

**Environmental Specifications - GuardLogix 5560 Controllers (Continued)**

Attribute	1756-L61S, 1756-L62S, 1756-L63S, 1756-LSP
Radiated RF immunity IEC 61000-4-3	10V/m with 1 kHz sine-wave 80% AM from 80...2000 MHz 10V/m with 200 Hz 50% Pulse 100% AM @ 900 MHz 10V/m with 200 Hz 50% Pulse 100% AM @ 1890 MHz 3V/m with 1 kHz sine-wave 80% AM from 2000...2700 MHz
EFT/B immunity IEC 61000-4-4	±4 kV at 5 kHz on RS-232 port
Surge transient immunity IEC 61000-4-5	±2 kV line-earth (CM) on RS-232 port
Conducted RF immunity IEC 61000-4-6	10V rms with 1 kHz sine-wave 80% AM from 150 kHz...80 MHz

**Certifications - GuardLogix 5560 Controllers**

Certification <sup>(1)</sup>	1756-L61S, 1756-L62S, 1756-L63S, 1756-LSP
c-UL-us	UL Listed Industrial Control Equipment, certified for US and Canada. See UL File E65584. UL Listed for Class I, Division 2 Group A,B,C,D Hazardous Locations, certified for U.S. and Canada. See UL File E194810.
CSA	CSA Certified Process Control Equipment. See CSA File LR54689C. CSA Certified Process Control Equipment for Class I, Division 2 Group A,B,C,D Hazardous Locations. See CSA File LR69960C.
CE	European Union 2004/108/EC EMC Directive, compliant with: <ul style="list-style-type: none"> <li>• EN 61000-6-4; Industrial Emissions</li> <li>• EN 61326-1; Meas./Control/Lab., Industrial Requirements</li> <li>• EN 61000-6-2; Industrial Immunity</li> <li>• EN 61131-2; Programmable Controllers (Clause 8, Zone A &amp; B)</li> </ul> European Union 2006/42/EC MD, compliant with: <ul style="list-style-type: none"> <li>• EN 60204-1; Electrical equipment of machines</li> <li>• EN ISO 13849-1; Safety-related parts of control systems</li> <li>• EN 62061; Functional safety of safety-related control systems</li> </ul>
RCM	Australian Radiocommunications Act, compliant with EN 61000-6-4; Industrial Emissions
FM	FM Approved Equipment for use in Class I, Division 2 Group A, B, C, D Hazardous Locations
KC	Korean Registration of Broadcasting and Communication Equipment, compliant with Article 58-2 of Radio Waves Act, Clause 3
TÜV certified for functional safety <sup>(2)</sup>	Capable of Cat. 4/PL e according to EN ISO 13849-1 and SIL 3 according to EN 62061/IEC 61508 when used as described in the GuardLogix Controller Systems Safety Reference Manual, publication <a href="#">1756-RM093</a> .
UL certified for functional safety <sup>(2)</sup>	Capable of SIL CL 3, see UL File E256621.

(1) When marked. See the Product Certification website at [rok.auto/certifications](http://rok.auto/certifications) for Declarations of Conformity, Certificates, and other certification details.

(2) When used with specified firmware revisions.

## GuardLogix XT 5580 Controllers

The GuardLogix XT 5580 controllers function the same way as the traditional [GuardLogix Controllers](#). The GuardLogix XT system can withstand temperature ranges from -25...+70 °C (-13...+158 °F). You must use a GuardLogix XT 5580 primary controller with a 1756-L8XTSP. GuardLogix XT 5580 controllers are conformal coated to add a layer of protection when exposed to harsh, corrosive environments.

### Technical Specifications - GuardLogix XT 5580 Controllers

Attribute	1756-L81EXTS	1756-L82EXTS	1756-L83EXTS	1756-L84EXTS	1756-L8XTSP
User memory	3 MB	5 MB	10 MB	20 MB	—
Safety memory	1.5 MB	2.5 MB	5 MB	6 MB	(1)
Digital I/O, max	128,000				—
Analog I/O, max	4000				—
Total I/O, max	128,000				—
Optional nonvolatile memory storage	2 GB Secure Digital Card (1784-SD2), ships pre-installed in the controller <sup>(2)</sup>				—
Energy storage module	Embedded in controller, nonremovable				Embedded in safety partner, nonremovable
Number of power cycles	80,000				
Current draw @ 1.2V DC	5.0 mA				
Current draw @ 5.1V DC	1.20 A				
Power dissipation	6.2 W				
Thermal dissipation	21.2 BTU/hr				
Isolation voltage	50V (continuous), Basic Insulation type, Ethernet to backplane, USB to backplane, and USB to Ethernet Compliant and tested according to IEC/UL 61010-1				
Weight, approx	0.394 kg (.868 lb)				
Slot width	1				
Module location	Chassis-based, any slot (the safety partner must be installed in the slot to the immediate right of the primary controller)				
Chassis	1756-A4, 1756-A4K, 1756-A7, 1756-A7K, 1756-A10, 1756-A10K, 1756-A13, 1756-A13K, 1756-A17, 1756-A17 K Series B, Series C				
Power supply, standard	1756-PA50, 1756-PA72, 1756-PA72K, 1756-PA75, 1756-PA75K, 1756-PB50, 1756-PB72, 1756-PB72K, 1756-PB75, 1756-PB75K, 1756-PH75, 1756-PC75				
Power supply, redundant	1756-PA75R, 1756-PA75RK, 1756-PB75R, 1756-PB75RK, 1756-PSCA2, 1756-PSCA2K				
Wire category <sup>(3)</sup>	3 - on USB port 2 - on Ethernet ports				
Wire size	Ethernet connections: Ethernet cabling and installation according to IEC 61918 and IEC 61784-5-2				
North American temperature code	T4				
ATEX temperature code	T4				
IECEX temperature code	T4				
Enclosure type rating	None (open-style)				

(1) Same as corresponding primary controller.

(2) Larger versions may be available. See [ControlLogix Controller Accessories on page 48](#).

(3) Use this conductor category information to plan conductor routing. See Industrial Automation Wiring and Grounding Guidelines, publication [1770-4.1](#).

**Environmental Specifications - GuardLogix XT 5580 Controllers**

Attribute	1756-L81EXTS, 1756-L82EXTS, 1756-L83EXTS, 1756-L84EXTS, 1756-L8XTSP
Temperature, operating (SIL 2/PLd) IEC 60068-2-1 (Test Ae, Operating Cold), IEC 60068-2-2 (Test Be, Operating Dry Heat), IEC 60068-2-14 (Test Nb, Operating Thermal Shock)	-25 °C ≤ Ta ≤ +70 °C (-13°F ≤ Ta ≤ +158 °F) for XT Chassis, Series C  Note: If operating above +55 °C (+131 °F), modules greater than 6.2 W shall not be installed in slots adjacent to the controller.
Temperature, operating (SIL 3/PLe) IEC 60068-2-1 (Test Ae, Operating Cold), IEC 60068-2-2 (Test Be, Operating Dry Heat), IEC 60068-2-14 (Test Nb, Operating Thermal Shock)	-25 °C ≤ Ta ≤ +70 °C (-13°F ≤ Ta ≤ +158 °F) for XT Chassis, Series C
Temperature, nonoperating IEC 60068-2-1 (Test Ab, Unpackaged Nonoperating Cold), IEC 60068-2-2 (Test Bb, Unpackaged Nonoperating Dry Heat), IEC 60068-2-14 (Test Na, Unpackaged Nonoperating Thermal Shock)	XT Chassis, Series C: -40...+85 °C (-40...+185 °F)
Temperature, Surrounding Air, max (SIL 2/PLd)	70 °C (158 °F) for XT Chassis, Series C Note: If operating above +55 °C (+131 °F), modules greater than 6.2W shall not be installed in slots adjacent to the controller.
Temperature, Surrounding Air, max (SIL 3/PLe)	70 °C (158 °F) for XT Chassis, Series C
Relative humidity IEC 60068-2-30 (Test Db, Unpackaged Damp Heat)	5...95% noncondensing
Corrosive Atmosphere <sup>(1)</sup> ASTM B845-97 Method H Accelerated Test (20-Day Exposure)	Severity Level G3 per ANSI/ISA 71.04-2013, Airborne Contaminants—Gases Severity Level CX <sup>(2)</sup> per IEC 60721-3-3:2019, Chemically Active Substances
Vibration IEC 60068-2-6 (Test Fc, Operating)	2 g @ 10...500 Hz
Shock, operating IEC 60068-2-27 (Test Ea, Unpackaged Shock)	30 g
Shock, nonoperating IEC 60068-2-27 (Test Ea, Unpackaged Shock)	30 g
Emissions	IEC 61000-6-4
ESD immunity IEC 61000-4-2	6 kV contact discharges 8 kV air discharges
Radiated RF immunity IEC 61000-4-3	10V/m with 1 kHz sine-wave 80% AM from 80...2000 MHz 10V/m with 200 Hz 50% Pulse 100% AM @ 900 MHz 10V/m with 200 Hz 50% Pulse 100% AM @ 1890 MHz 3V/m with 1 kHz sine-wave 80% AM from 2000...2700 MHz 3V/m with 1 kHz sine-wave 80% AM from 2700...6000 MHz
EFT/B Immunity IEC 61000-4-4	±2 kV at 5 kHz on Ethernet ports
Surge Transient Immunity IEC 61000-4-5	±2 kV line-earth (CM) on Ethernet ports
Conducted RF Immunity IEC 61000-4-6	10V rms with 1 kHz sine-wave 80% AM from 150 kHz...80 MHz

(1) Port Plugs must remain installed in unused ports at all times during storage and operation for the product to meet it's corrosive atmosphere rating.  
 (2) Up to 9.6 microns per year, corrosion rate of copper.

**Certifications - GuardLogix XT 5580 Controllers**

Certification <sup>(1)</sup>	1756-L81EXTS, 1756-L82EXTS, 1756-L83EXTS, 1756-L84EXTS, 1756-L8XTSP
c-UL-us	UL Listed Industrial Control Equipment, certified for US and Canada. See UL File E65584. UL Listed for Class I, Division 2 Group A,B,C,D Hazardous Locations, certified for U.S. and Canada. See UL File E194810.
CSA	CSA Certified Process Control Equipment. See CSA File 150115. CSA Certified Process Control Equipment for Class I, Division 2 Group A,B,C,D Hazardous Locations. See CSA File 150115.
FM	FM Approved Equipment for use in Class I Division 2 Group A,B,C,D Hazardous Locations.
CE	European Union 2014/30/EU EMC Directive, compliant with: <ul style="list-style-type: none"> <li>• EN 61326-1; Meas./Control/Lab., Industrial Requirements</li> <li>• EN 61000-6-2; Industrial Immunity</li> <li>• EN 61000-6-4; Industrial Emissions</li> <li>• EN 61131-2; Programmable Controllers (Clause 8, Zone A &amp; B)</li> </ul> European Union 2006/42/EC MD, compliant with: <ul style="list-style-type: none"> <li>• EN ISO 13849-1; Safety-related parts of control systems</li> <li>• EN 62061; Functional safety of safety-related control systems</li> <li>• Up to Cat. 4/PL e according to EN ISO 13849-1 and SIL CL 3 according to EN/IEC 62061 when used in combination with the 1756-L8SP safety partner</li> <li>• Up to Cat. 3/PL d according to EN ISO 13849-1, and SIL CL 2 according to EN/IEC 62061 when not used in combination with the 1756-L8SP safety partner</li> <li>• TÜV 01/205/5611</li> </ul>
RCM	Australian Radiocommunications Act, compliant with EN 61000-6-4; Industrial Emissions
Ex	European Union 2014/34/EU ATEX Directive, compliant with: <ul style="list-style-type: none"> <li>• EN 60079-0; General Requirements</li> <li>• EN 60079-15; Potentially Explosive Atmospheres, Protection "n"</li> <li>• II 3 G Ex nA IIC T4 Gc</li> <li>• DEMK013ATEX1325026X</li> </ul>
IECEX	IECEX System, compliant with: <ul style="list-style-type: none"> <li>• IEC 60079-0; General Requirements</li> <li>• IEC 60079-15; Potentially Explosive Atmospheres, Protection "n"</li> <li>• II 3 G Ex nA IIC T4 Gc</li> <li>• IECEx UL 14.0008X</li> </ul>
UKEx	In conformity with the following UKEx Statutory Instruments and their amendments: <ul style="list-style-type: none"> <li>• Schedule 1 of the UKEx Regulation 2016 No. 1107</li> <li>• Equipment protection by increased safety "e", reference certificate number UL22UKEX2601X</li> <li>• Zone 2 classification according to UKEx Regulation 2016 No. 1107</li> </ul>
UKCA	In conformity with the following UK Statutory Instruments and their amendments: <ul style="list-style-type: none"> <li>• 2016 No. 1091 - Electromagnetic Compatibility Regulations</li> <li>• 2016 No. 1107 - Equipment and Protective Systems Intended for Use in Potentially Explosive Atmospheres Regulations</li> <li>• 2012 No. 3032 - Restriction of the Use of Certain Hazardous Substances in Electrical and Electronic Equipment Regulations</li> <li>• 2008 No. 1597 - Supply of Machinery (Safety) Regulations</li> </ul>
KC	Korean Registration of Broadcasting and Communications Equipment, compliant with Article 58-2 of Radio Waves Act, Clause 3
CCC	CCC 202012230911830, 202012230911998, 2020122309113868 CNCA-C23-01 强制性产品认证实施规则 防爆电气 CNCA-C23-01 CCC Implementation Rule Explosion-Proof Electrical Products
TÜV certified for functional safety <sup>(2)</sup>	Capable of SIL 3, CAT. 4/PLe
CIP Security	ODVA conformance tested to CIP Security specifications <sup>(3)</sup>

(1) See the Product Certification link at <http://www.rockwellautomation.com/global/certification/overview.page> for Declarations of Conformity, Certificates, and other certification details.  
 (2) When used with specified firmware revisions. See the Product Safety Certificate at <http://www.rockwellautomation.com/global/certification/overview.page> for a full list of safety-related certifications.  
 (3) With Studio 5000 Logix Designer application version 34.00.01 or later.

## GuardLogix-XT 5570 Controllers

The 1756 GuardLogix-XT™ controllers function the same way as the traditional [GuardLogix Controllers](#). The GuardLogix-XT controllers are conformal coated to add a layer of protection when exposed to harsh, corrosive environments. The GuardLogix-XT system can withstand temperature ranges from -25...+70 °C (-13...+158 °F). You must use a 1756-L73SXT primary controller with a 1756-L7SPXT safety partner.

Customers who previously used the LXT chassis should now migrate to the K version of the chassis.

Attribute	1756-L73SXT	1756-L7SPXT
User memory	8 MB	—
Safety memory	4 MB	Same as corresponding primary controller
I/O memory	0.98 MB	
Digital I/O, max	128,000	
Analog I/O, max	4,000	
Total I/O, max	128,000	
Energy storage modules	<ul style="list-style-type: none"> <li>1756-ESMCAPXT capacitor energy storage module extreme temperature (removable, ships installed with every controller)</li> <li>1756-ESMNSEXT capacitor energy storage module extreme temperature (removable, no residual WallClockTime power backup)</li> <li>1756-ESMNRMXT capacitor energy storage module extreme temperature (nonremovable, helps prevent USB connection and SD card use to help secure the controller)</li> </ul>	<ul style="list-style-type: none"> <li>1756-SPESMNSEXT capacitor energy storage module for the safety partner extreme temperature (removable, no residual WallClockTime power backup)</li> <li>1756-SPESMNRMXT capacitor energy storage module for the safety partner extreme temperature (nonremovable, helps prevent USB connection and SD card use to help secure the controller)</li> </ul>
Current draw @ 1.2V DC	5 mA	
Current draw @ 5.1V DC	800 mA	
Power dissipation	2.5 W	
Thermal dissipation	8.5 BTU/hr	
Isolation voltage	30V (continuous), Basic Insulation, USB port to backplane Compliant and tested according to IEC/UL 61010-1	
Weight, approx	0.25 kg (0.55 lb)	
Slot width	2 (need 2 modules; each uses a slot)	
Module location	Chassis-based, any slot (the safety partner must be in a slot to the right of the primary)	
Chassis	1756-A7XT, 1756-A10XT For low temperature applications only, use 1756-A4K, 1756-A7K, 1756-A10K, 1756-A13K, 1756-A17K	
Power supply	1756-PAXT, 1756-PA30XT, 1756-PBXT, 1756-PB30XT	
Wire category <sup>(1)</sup>	3 - on USB ports	
North American temperature code	T4A	
ATEX temperature code	T4	
IECEx temperature code	T4	
Enclosure type rating	None (open-style)	

(1) Use this conductor category information to plan conductor routing as described in the system level installation manual. See the Industrial Automation Wiring and Grounding Guidelines, publication [1770-4.1](#).

### Environmental Specifications - 1756 GuardLogix-XT Controllers

Attribute	1756-L73SXT, 1756-L7SPXT
Temperature, operating IEC 60068-2-1 (Test Ad, Operating Cold), IEC 60068-2-2 (Test Bd, Operating Dry Heat), IEC 60068-2-14 (Test Nb, Operating Thermal Shock)	-25 °C ≤ Ta ≤ +70 °C (-13 °F ≤ Ta ≤ +158 °F) When using a 1756-A7LXT chassis, surrounding air temperature range is -25...+60 °C (-13...+140 °F) even when using an XT controller
Temperature, nonoperating IEC 60068-2-1 (Test Ab, Unpackaged Nonoperating Cold), IEC 60068-2-2 (Test Bb, Unpackaged Nonoperating Dry Heat), IEC 60068-2-14 (Test Na, Unpackaged Nonoperating Thermal Shock)	-40...+85 °C (-40...+185 °F)
Temperature, surrounding air, max	70 °C (158 °F)
Relative humidity IEC 60068-2-30 (Test Db, Unpackaged Damp Heat)	5...95% noncondensing
Corrosive Atmosphere <sup>(1)</sup> ASTM B845-97 Method H Accelerated Test (20-Day Exposure)	Severity Level G3 per ANSI/ISA 71.04-2013, Airborne Contaminants—Gases Severity Level CX <sup>(2)</sup> per IEC 60721-3-3:2019, Chemically Active Substances
Vibration IEC 60068-2-6 (Test Fc, Operating)	2 g @ 10...500 Hz

**Environmental Specifications - 1756 GuardLogix-XT Controllers (Continued)**

Attribute	1756-L73SXT, 1756-L7SPXT
Shock, operating IEC 60068-2-27 (Test Ea, Unpackaged Shock)	30 g
Shock, nonoperating IEC 60068-2-27 (Test Ea, Unpackaged Shock)	50 g (45 g with SD card installed)
Emissions	IEC 61000-6-4
ESD immunity IEC 61000-4-2	6 kV contact discharges 8 kV air discharges
Radiated RF immunity IEC 61000-4-3	10V/m with 1 kHz sine-wave 80% AM from 80...2000 MHz 10V/m with 200 Hz 50% Pulse 100% AM @ 900 MHz 10V/m with 200 Hz 50% Pulse 100% AM @ 1890 MHz 3V/m with 1 kHz sine-wave 80% AM from 2000...2700 MHz
Conducted RF Immunity IEC 61000-4-6.	Not applicable: USB is a temporary programming port.

- (1) Port Plugs must remain installed in unused ports at all times during storage and operation for the product to meet it's corrosive atmosphere rating.
- (2) Up to 9.6 microns per year, corrosion rate of copper.

**Certifications - 1756 GuardLogix-XT Controllers**

Certification <sup>(1)</sup>	1756-L73SXT, 1756-L7SPXT
c-UL-us	UL Listed Industrial Control Equipment, certified for US and Canada. See UL File E65584. UL Listed for Class I, Division 2 Group A,B,C,D Hazardous Locations, certified for U.S. and Canada. See UL File E194810.
CE	European Union 2014/30/EU EMC Directive, compliant with: <ul style="list-style-type: none"> <li>• EN 61326-1; Meas./Control/Lab., Industrial Requirements</li> <li>• EN 61000-6-2; Industrial Immunity</li> <li>• EN 61000-6-4; Industrial Emissions</li> <li>• EN 61131-2; Programmable Controllers (Clause 8, Zone A &amp; B)</li> </ul> European Union 2006/42/EC MD, compliant with: <ul style="list-style-type: none"> <li>• EN 60204-1; Electrical equipment of machines</li> <li>• EN ISO 13849-1; Safety-related parts of control systems</li> <li>• EN 62061; Functional safety of safety-related control systems</li> </ul>
RCM	Australian Radiocommunications Act, compliant with EN 61000-6-4; Industrial Emissions
Ex	European Union 2014/34/EU ATEX Directive, compliant with: <ul style="list-style-type: none"> <li>• EN 60079-7; Potentially Explosive Atmospheres, Protection "e"</li> <li>• EN 60079-0; General Requirements</li> <li>• II 3 G Ex ec IIC T4 Gc</li> <li>• UL 22 ATEX 2817X</li> </ul>
IECEX	IECEX System, compliant with: <ul style="list-style-type: none"> <li>• IEC 60079-7; Potentially Explosive Atmospheres, Protection "e"</li> <li>• IEC 60079-0; General Requirements</li> <li>• II 3 G Ex ec IIC T4 Gc</li> <li>• IECEX UL 22.0062X</li> </ul>
UKEx	In conformity with the following UKEx Statutory Instruments and their amendments: <ul style="list-style-type: none"> <li>• Schedule 1 of the UKEx Regulation 2016 No. 1107</li> <li>• Equipment protection by increased safety "e", reference certificate number UL22UKEX2601X</li> <li>• Zone 2 classification according to UKEx Regulation 2016 No. 1107</li> </ul>
UKCA	In conformity with the following UK Statutory Instruments and their amendments: <ul style="list-style-type: none"> <li>• 2016 No. 1091 - Electromagnetic Compatibility Regulations</li> <li>• 2016 No. 1107 - Equipment and Protective Systems Intended for Use in Potentially Explosive Atmospheres Regulations</li> <li>• 2012 No. 3032 - Restriction of the Use of Certain Hazardous Substances in Electrical and Electronic Equipment Regulations</li> <li>• 2008 No. 1597 - Supply of Machinery (Safety) Regulations</li> </ul>
KC	Korean Registration of Broadcasting and Communications Equipment, compliant with Article 58-2 of Radio Waves Act, Clause 3
CCC	CCC 202012230911830, 202012230911998, 2020122309113868 CNCA-C23-01 强制性产品认证实施规则 防爆电气 CNCA-C23-01 CCC Implementation Rule Explosion-Proof Electrical Products
TÜV certified for functional safety <sup>(2)</sup>	Capable of SIL CL 3 according to IEC 61508, capable of Category 4 according to EN954-1, and capable of PL(e) according to ISO 13849-1 when used as described in the GuardLogix Controller Systems Safety Reference Manual, publication <a href="#">1756-RM093</a> .
EAC	Russian Customs Union TR CU 020/2011 EMC Technical Regulation Russian Customs Union TR CU 004/2011 LV Technical Regulation

- (1) When marked. See the Product Certification website at [rok.auto/certifications](http://rok.auto/certifications) for Declarations of Conformity, Certificates, and other certification details.
- (2) When used with specified firmware revision.



# Armor ControlLogix and Armor GuardLogix Controllers



The 1756 Armor™ ControlLogix® and Armor™ GuardLogix® controllers extend the ControlLogix platform to the On-Machine™ space to put industrial control closer to the application, and sometimes onto the machine itself.

The Armor GuardLogix controllers are certified for use in safety applications up to Safety Integrity Level (SIL) 3 and Performance Level PLe (Category 4), where the de-energized state is the safe state.

Dual independent EtherNet/IP ports and Device Level Ring (DLR) capabilities provide resiliency from loss of network connections due to one connection failure.

The controllers support the same environmental ratings and global certifications as the ControlLogix and GuardLogix controllers, but now provide Ingress Protection (IP67 and UL Type 4/4x) for dust and washdown protection.

With so many hardware functions in one device, these controllers minimize cabinet hardware and simplify wiring layouts. The controllers do not require specialty tools or specialty personnel for component replacement. These features can help improve Mean Time to Repair (MTTR), simplify troubleshooting, and make system status readily available without having to open a cabinet or visit a control room.

## Features - Armor ControlLogix and Armor GuardLogix Controllers

Feature	1756-L72EROM, 1756-L73EROM	1756-L72EROMS, 1756-L73EROMS
Communication options	Standard on EtherNet/IP networks	Standard and safety on EtherNet/IP networks
Network connections	512 EtherNet/IP and 256 TCP connections <sup>(1)</sup>	
Controller redundancy	Not supported	
Programming languages	<ul style="list-style-type: none"> <li>Relay Ladder Logic (RLL)</li> <li>Structured Text</li> <li>Function Block Diagram</li> <li>Sequential Function Chart (SFC)</li> </ul>	<ul style="list-style-type: none"> <li>Relay Ladder Logic (RLL)</li> <li>Structured Text</li> <li>Function Block Diagram</li> <li>Sequential Function Chart (SFC)</li> <li>Safety Task supports only RLL and the additional safety application instructions</li> </ul>

(1) Based on an enclosure with two 1756-EN3TR modules, which each support 256 EtherNet/IP and 128 TCP connections.

## Armor ControlLogix and Armor GuardLogix Controller Specifications

### Technical Specifications - Armor ControlLogix and Armor GuardLogix Controllers

Attribute	1756-L72EROM	1756-L72EROMS	1756-L73EROM	1756-L73EROMS
Standard memory	4 MB	4 MB	8 MB	8 MB
Safety memory	—	2 MB	—	4 MB
I/O memory	0.98 MB			
Optional nonvolatile memory storage	1 GB (1756-SD1 ships with every controller) 2 GB (1756-SD2)			
Digital I/O, max	128,000			
Analog I/O, max	4000			
Total I/O, max	128,000			
Input voltage range	18...32V DC			
Input voltage, nom	24V DC			
Input system power, pins 2 and 3	18...32V DC @ 8 A			
Input pass through power, pins 1 and 4	SELV 18...32V DC @ 8 A			

**Technical Specifications - Armor ControlLogix and Armor GuardLogix Controllers (Continued)**

Attribute	1756-L72EROM	1756-L72EROMS	1756-L73EROM	1756-L73EROMS
Output external power, pins 2 and 3	18...32V DC @ 6 A			
Output pass through power, pins 1 and 4	SELV 18...32V DC @ 8 A			
Fusing	Non-replaceable fuse is soldered in place <sup>(1)</sup>			
Isolation voltage	30V (continuous), Basic Insulation Type, Power to enclosure, Ethernet channels to Power, and non-redundant Ethernet channels to non-redundant Ethernet channels. No isolation between redundant Ethernet channels Compliant and tested according to IEC/UL 61010-1			
Weight, approx	7.04 kg (15.50 lb)	7.15 kg (15.725 lb)	7.04 kg (15.50 lb)	7.15 kg (15.725 lb)
Dimensions	240.0 x 292.0 x 164.52 mm (9.4 x 11.5 x 6.5 in.)			
Ethernet ports	4 Ethernet M12 Category 5E			
Ethernet cable	802.3 compliant shielded or unshielded twisted pair			
USB port <sup>(2)</sup>	USB 1.1, full speed (12 Mbps)			
Wire Size	PE Ground: 1.3...5.2 mm <sup>2</sup> (16...0 AWG)			
Terminal block torque specifications	PE Ground: 2 N•m (17.7 lb•in)			
Wire category <sup>(3)</sup>	3 - on USB ports 2 - on power ports 2 - on Ethernet ports			
Enclosure type rating	UL Type 4/4x Meets IP67 (when marked) with receptacle dust caps or cable termination			

(1) This fuse is intended to guard against fire hazard due to short circuit conditions.

(2) The USB port is intended for temporary local programming purposes only and not intended for permanent connection.

(3) Use this Conductor Category information to plan conductor routing. See Industrial Wiring and Grounding Guidelines, publication [1770-4.1](#).

**Environmental Specifications - Armor ControlLogix and Armor GuardLogix Controllers**

Attribute	1756-L72EROM, 1756-L72EROMS, 1756-L73EROM, 1756-L73EROMS
Temperature, operating IEC 60068-2-1 (Test Ad, Operating Cold), IEC 60068-2-2 (Test Bd, Operating Dry Heat), IEC 60068-2-14 (Test Nb, Operating Thermal Shock)	0...60 °C (32...140 °F)
Temperature, nonoperating IEC 60068-2-1 (Test Ab, Unpackaged Nonoperating Cold), IEC 60068-2-2 (Test Bb, Unpackaged Nonoperating Dry Heat), IEC 60068-2-14 (Test Na, Unpackaged Nonoperating Thermal Shock)	-40...+85 °C (-40...+185 °F)
Relative humidity IEC 60068-2-30 (Test Db, Unpackaged Damp Heat)	5...95% noncondensing
Temperature, ambient, max	60 °C (140 °F)
Vibration IEC 60068-2-6 (Test Fc, Operating)	2 g @ 10...500 Hz
Shock, operating IEC 60068-2-27 (Test Ea, Unpackaged Shock)	30 g
Shock, nonoperating IEC 60068-2-27 (Test Ea, Unpackaged Shock)	30 g
Emissions	IEC 61000-6-4
ESD immunity IEC 61000-4-2	6 kV contact discharges 8 kV air discharges
Radiated RF immunity IEC 61000-4-3	10V/m with 1 kHz sine-wave 80% AM from 80...2000 MHz 10V/m with 200 Hz 50% Pulse 100% AM @ 900 MHz 10V/m with 200 Hz 50% Pulse 100% AM @ 1890 MHz 3V/m with 1 kHz sine-wave 80% AM from 2000...2700 MHz 3V/m with 1 kHz sine-wave 80% AM from 2700...6000 MHz
EFT/B immunity IEC 61000-4-4	±3 kV at 5 kHz and 100 kHz on Power Ports ±3 kV at 5 kHz and 100 kHz on Ethernet Ports
Surge transient immunity IEC 61000-4-5	±1 kV line-line (DM) and ±2 kV line-earth (CM) on power ports ±2 kV line-earth (CM) on Ethernet ports
Conducted RF immunity IEC 61000-4-6	10V rms with 1 kHz sine-wave 80% AM from 150 kHz...80 MHz
Voltage variation IEC 61000-4-29	10 ms interruption on DC supply ports

### Certifications - Armor ControlLogix and Armor GuardLogix Controllers

Certification <sup>(1)</sup>	1756-L72EROM, 1756-L73EROM	1756-L72EROMS, 1756-L73EROMS
c-UL-us	UL Listed Industrial Control Equipment, certified for US and Canada. See UL File E65584.	
CE	European Union 2014/30/EU EMC Directive, compliant with: <ul style="list-style-type: none"> <li>EN 61326-1; Meas./Control/Lab., Industrial Requirements</li> <li>EN 61000-6-2; Industrial Immunity</li> <li>EN 61000-6-4; Industrial Emissions</li> <li>EN 61131-2; Programmable Controllers (Clause 8, Zone A &amp; B)</li> </ul>	European Union 2014/30/EU EMC Directive, compliant with: <ul style="list-style-type: none"> <li>EN 61326-1; Meas./Control/Lab., Industrial Requirements</li> <li>EN 61000-6-2; Industrial Immunity</li> <li>EN 61000-6-4; Industrial Emissions</li> <li>EN 61131-2; Programmable Controllers (Clause 8, Zone A &amp; B)</li> </ul> European Union 2006/42/EC MD, compliant with: <ul style="list-style-type: none"> <li>EN 60204-1; Electrical equipment of machines</li> <li>EN ISO 13849-1; Safety-related parts of control systems</li> <li>EN 62061; Functional safety of safety-related control systems</li> </ul>
UKCA	In conformity with the following UK Statutory Instruments and their amendments: <ul style="list-style-type: none"> <li>2016 No. 1091 - Electromagnetic Compatibility Regulations</li> <li>2012 No. 3032 - Restriction of the Use of Certain Hazardous Substances in Electrical and Electronic Equipment Regulations</li> </ul>	In conformity with the following UK Statutory Instruments and their amendments: <ul style="list-style-type: none"> <li>2016 No. 1091 - Electromagnetic Compatibility Regulations</li> <li>2012 No. 3032 - Restriction of the Use of Certain Hazardous Substances in Electrical and Electronic Equipment Regulations</li> <li>2008 No. 1597 - Supply of Machinery (Safety) Regulations</li> </ul>
RCM	Australian Radiocommunications Act, compliant with EN 61000-6-4; Industrial Emissions	
KC	Korean Registration of Broadcasting and Communications Equipment, compliant with Article 58-2 of Radio Waves Act, Clause 3	
TÜV certified for functional safety <sup>(2)</sup>	—	Capable of Cat. 4/PL e according to EN ISO 13849-1 and SIL 3 according to EN 62061/IEC 61508 when used as described in the GuardLogix 5570 and Compact GuardLogix 5370 Controller Systems Safety Reference Manual, publication <a href="#">1756-RM099</a> .

(1) When marked. See the Product Certification website at [rok.auto/certifications](http://rok.auto/certifications) for Declarations of Conformity, Certificates, and other certification details.

(2) When used with specified firmware revisions.

## Controller Compatibility

The following tables provide compatibility with I/O modules, display devices, and other controllers and communication devices.

### Control Distributed I/O Modules

The controller can control these distributed I/O modules via the I/O Configuration tree in the programming software.

I/O Modules	EtherNet/IP	ControlNet	DeviceNet	Remote I/O
<b>Chassis-based I/O</b>				
1715 Redundant I/O	Yes	No	No	No
1746 SLC™ I/O	Yes	No	No	Yes
1756 ControlLogix I/O	Yes	Yes	No	Yes
1769 Compact I/O™	Yes	No	Yes	Yes <sup>(1)</sup>
1771 Universal I/O	No	Yes	No	Yes
<b>In-cabinet I/O</b>				
1734 POINT I/O™	Yes	Yes	Yes	No
1734D POINTBlock I/O	No	No	Yes	No
1790, 1790D, 1790P CompactBlock™ LDX I/O	No	No	Yes	No
1791D, 1791P, 1791R CompactBlock™ I/O	No	No	Yes	No
1794 FLEX™ I/O	Yes	Yes	Yes	Yes
1797 FLEX Ex™ I/O	No	Yes	No	No
5069 Compact 5000™ I/O <sup>(2)</sup>	Yes	No	No	No
5094 FLEX 5000® I/O <sup>(2)</sup>	Yes	No	No	No
<b>On-Machine™ I/O</b>				
1732 ArmorBlock® I/O	Yes	No	Yes	No
1738 ArmorPOINT® I/O	Yes	Yes	Yes	No
1792D ArmorBlock® MaXum™ I/O	No	No	Yes	No
1799 Embedded I/O	No	No	Yes	No

(1) With a third-party module.

(2) Compatible with ControlLogix 5580 controllers only.

## Control Safety Distributed I/O Modules

The GuardLogix controller can control these safety distributed I/O modules in a safety system.

I/O Modules	EtherNet/IP	ControlNet	DeviceNet
<b>In-cabinet I/O</b>			
1791DS CompactBlock™ Guard I/O™	No	No	Yes
1791ES CompactBlock Guard I/O	Yes	No	No
1734 POINT Guard I/O™	Yes	No	Yes
5069 Compact 5000 Safety I/O <sup>(1)</sup>	Yes	No	No
5094 FLEX 5000 Safety I/O <sup>(1)</sup>	Yes	No	No
<b>On-Machine™ I/O</b>			
1732DS ArmorBlock® Guard I/O™	No	No	Yes
1732ES ArmorBlock Guard I/O	Yes	No	No

(1) Compatible with ControlLogix 5580 controllers only.

## Communicate with Display Devices

The controller can communicate with these display devices.

Display Devices	EtherNet/IP	ControlNet	DeviceNet	DH+	Remote I/O	RS-232 (DF1)
<b>Industrial Computers</b>						
Allen-Bradley® industrial computers (all) <sup>(1)</sup>	Yes	Yes	Yes	Yes	Yes	Yes
<b>Graphic Terminals</b>						
PanelView™ Plus and PanelView e terminals	Yes	Yes	Yes	Yes	Yes	Yes
PanelView Standard terminals	Yes	Yes	Yes	Yes	Yes	Yes
PanelView e terminals	No	Yes	No	Yes	Yes	No
<b>Message Displays</b>						
InView™ message displays	Yes	Yes	Yes	Yes	Yes	Yes

(1) Includes Allen-Bradley integrated display rotating media (HDD) and solid state (SSD) computers, Rockwell Automation® non-display computers, and Allen-Bradley integrated display computers with keypad.

## Communicate with Other Controllers

The controller can communicate with these programmable controllers.

Controller	EtherNet/IP	ControlNet	DeviceNet	DH+™	RS-232 (DF1)	DH-485 <sup>(1)</sup>
1756 ControlLogix 1756 GuardLogix	Yes	Yes	Yes	Yes	Yes	Yes
5069 CompactLogix™ 5069 Compact GuardLogix	Yes	No	No	No	No	No
1768, 1769 CompactLogix 1768, 1769 Compact GuardLogix	Yes	Yes	Yes	No	Yes	Yes
1789 SoftLogix™ 5800	Yes	Yes	Yes	No	Yes	No
1794 FlexLogix™	Yes	Yes	Yes	No	Yes	Yes
PowerFlex® with DriveLogix™	Yes	Yes	Yes	No	Yes	Yes
1785 PLC-5 <sup>o(2)</sup> (3X <sup>4</sup> )	Yes	Yes	Yes	Yes	Yes	No
1747 SLC™ <sup>(5)</sup>	Yes	Yes	Yes	Yes	Yes	Yes
1761 MicroLogix™ <sup>(5)</sup>	Yes	No	Yes	No	Yes	Yes
1762 MicroLogix <sup>(5)</sup>	Yes	No	Yes	No	Yes	Yes
1763 MicroLogix <sup>(5)</sup>	Yes	No	Yes	No	Yes	Yes
1764 MicroLogix <sup>(5)</sup>	Yes	No	Yes	No	Yes	Yes
1772 PLC-2 <sup>o</sup>	No	No	No	Yes	Yes	No
1775 PLC-3 <sup>o</sup>	No	No	No	Yes	Yes	No
5250 PLC-5/250	No	No	No	Yes	Yes	No

(1) The 1756-DH485 module supports full DH-485 functionality.

(2) The Ethernet PLC-5 controller must be series C, firmware revision N.1 or later; series D, firmware revision E.1 or later; or series E, firmware revision D.1 or later.

(3) The 1785-ENET Ethernet communication interface module must be series A, firmware revision D or later.

(4) The PLC-5, SLC, and MicroLogix processors appear as I/O points to the Logix controller. Use the appropriate DeviceNet interface for the controller.

(5) Use a 1747-L55x controller with OS501 or later.

## Communicate with Other Communication Devices

The controller can communicate with these communication devices.

Communication Device	EtherNet/IP	ControlNet	DeviceNet	DH+
Linking device	—	1788-CN2DN 1788-CN2FF	1788-EN2DNR 1788-EN2DNROM (on-machine version) 1788-CN2DN	—
PCMCIA card	—	1784-PCC	1784-PCD	1784-PCMK
PCI card	—	1784-PCIC 1784-PCICS	1784-PCID 1784-PCIDS 1784-CPCIDS	—
Drives SCANport™ module <sup>(1)</sup>	1203-EN1 1203-CN1	1203-FM1 1203-FB1	—	—
Communication module <sup>(2)</sup>	—	1770-KFC15 1770-KFCD15 1747-KFC15	1770-KFD 1770-KFG	1770-KF2
Communication card	—	1784-PKTCS 1784-KTCS 1784-KTCX15	1784-PKTX 1784-PKTXD	—
USB communication device	—	1784-U2CN	1784-U2DN	1784-U2DHP

(1) Use a CIP™ generic MSG instruction to communicate with the 1203-FM1 SCANport™ module on a DIN rail that is remote to the controller. The remote DIN rail also requires a 1794-ACN15 or 1794-ACNR15 ControlNet adapter.

(2) Use the generic module configuration to configure the 1203-CN1 module and a CIP generic MSG instruction to communicate with the module.

# ControlLogix Redundancy

ControlLogix 5580 and ControlLogix 5570 controllers support controller redundancy. In a redundant controller system, you need these components:

- Two 1756 chassis, each with the same of the following:
  - Number of slots
  - Modules in the same slots
  - Redundancy firmware revisions in each module
  - Approved module firmware revisions for use within ControlLogix Redundancy systems.
- One 1756-RM2, 1756-RM2K, or 1756-RM2XT module per chassis that supports the following:
  - One or two ControlLogix controllers of the same family. ControlLogix 5580 controllers support redundancy with Studio 5000 Logix Designer application, version 33.00.02 or later.
  - For ControlLogix 5580 controllers, as many as seven EtherNet/IP communication modules.
  - For ControlLogix 5570 controllers, as many as seven ControlNet or EtherNet/IP communication modules in any combination.
- One or two 1756-RMCx cables

For information on the differences between ControlLogix 5580 and ControlLogix 5570 controllers, see Replacement Guidelines: Logix 5000 Controllers Reference Manual, Publication [1756-RM100](#).

## 1756-RM2, 1756-RM2K, 1756-RM2XT Redundancy Modules

### Technical Specifications - 1756-RM2, 1756-RM2K, 1756-RM2XT Redundancy Modules

Attribute	1756-RM2, 1756-RM2K	1756-RM2XT
Current draw @ 5.1V DC	1.16 A	
Current draw @ 24V DC	3.4 mA	
Power dissipation	6 W, max	
Thermal dissipation	21 BTU/hr	
Connector cables	1756-RMC1, 1 m (3.28 ft) 1756-RMC3, 3 m (9.84 ft) 1756-RMC10, 10 m (32.81 ft)	
Slot width	1 slot	
Module location	Chassis-based, any slot	
Chassis	1756-A4, 1756-A7, 1756-A10, 1756-A13, 1756-A17	1756-A7XT, 1756-A10XT, 1756-A4LXT, 1756-A5LXT, 1756-A7LXT
Controller families, supported	ControlLogix 5560, ControlLogix 5570	
Power supply, standard	1756-PA72, 1756-PA75, 1756-PB72, 1756-PB75	1756-PAXT, 1756-PBXT
Power supply, redundant	1756-PA75R, 1756-PB75R, 1756-PSCA2	None
North American temperature code	T4	
IECEX temperature code	T4	
ATEX temperature code	T4	
Enclosure type	None (open-style)	
Weight, approx	0.29 kg (0.64 lb)	
Mounting	ControlLogix-XT chassis, single-slot module	

**Environmental Specifications - 1756-RM2, 1756-RM2K, 1756-RM2XT Redundancy Modules**

Attribute	1756-RM2, 1756-RM2K	1756-RM2XT
Temperature, operating IEC 60068-2-1 (Test Ad, Operating Cold), IEC 60068-2-2 (Test Bd, Operating Dry Heat), IEC 60068-2-14 (Test Nb, Operating Thermal Shock)	0...60 °C (32...140 °F)	-25...+70 °C (-13...+158 °F)
Temperature, nonoperating IEC 60068-2-1 (Test Ab, Unpackaged Nonoperating Cold), IEC 60068-2-2 (Test Bb, Unpackaged Nonoperating Dry Heat), IEC 60068-2-14 (Test Na, Unpackaged Nonoperating Thermal Shock)	-40...+85 °C (-40...+185 °F)	
Temperature, surrounding air, max	60 °C (140 °F)	70 °C (158 °F)
Relative humidity IEC 60068-2-30 (Test Db, Unpackaged Damp Heat)	5...95% noncondensing	
Vibration IEC 60068-2-6 (Test Fc, Operating)	2 g @ 10...500 Hz	
Shock, operating IEC 60068-2-27 (Test Ea, Unpackaged Shock)	30 g	
Shock, nonoperating IEC 60068-2-27 (Test Ea, Unpackaged Shock)	50 g	
Emissions	IEC 61000-6-4	
ESD immunity IEC 61000-4-2	6 kV contact discharges 8 kV air discharges	
Radiated RF immunity IEC 61000-4-3	10V/m with 1 kHz sine-wave 80% AM from 80...2000 MHz 10V/m with 200 Hz 50% Pulse 100% AM @ 900 MHz 10V/m with 200 Hz 50% Pulse 100% AM @ 1890 MHz 3V/m with 1 kHz sine-wave 80% AM from 2000...2700 MHz	

**Certifications - 1756-RM2, 1756-RM2K, 1756-RM2XT Redundancy Modules**

Certification <sup>(1)</sup>	1756-RM2, 1756-RM2K	1756-RM2XT
CSA	CSA Certified Process Control Equipment. See CSA File LR54689C. CSA Certified Process Control Equipment for Class I, Division 2 Group A,B,C,D Hazardous Locations. See CSA File LR69960C.	—
CE	European Union 2014/30/EU EMC Directive, compliant with: <ul style="list-style-type: none"> <li>EN 61326-1; Meas./Control/Lab., Industrial Requirements</li> <li>EN 61000-6-2; Industrial Immunity</li> <li>EN 61000-6-4; Industrial Emissions</li> <li>EN 61131-2; Programmable Controllers (Clause 8, Zone A &amp; B)</li> </ul>	
RCM	Australian Radiocommunications Act, compliant with EN 61000-6-4; Industrial Emissions	
c-UL-us	UL Listed Industrial Control Equipment, certified for U.S. and Canada. See UL file E65584. UL Listed for Class I, Division 2 Group A,B,C,D Hazardous Locations, certified for U.S. and Canada. See UL File E194810.	
Ex	European Union 2014/34/EU ATEX Directive, compliant with: <ul style="list-style-type: none"> <li>EN 60079-15; Potentially Explosive Atmospheres, Protection "n"</li> <li>EN 60079-0; General Requirements</li> <li>II 3 G Ex nA IIC T4 Gc</li> <li>DEMKO13ATEX1325026X</li> </ul>	
IECEX	IECEX System, compliant with: <ul style="list-style-type: none"> <li>EN 60079-15; Potentially Explosive Atmospheres, Protection "n"</li> <li>EN 60079-0; General Requirements</li> <li>II 3 G Ex nA IIC T4 Gc</li> <li>IECEX UL 14.0008X</li> </ul>	
UKEx	In conformity with the following UKEx Statutory Instruments and their amendments: <ul style="list-style-type: none"> <li>Schedule 1 of the UKEx Regulation 2016 No. 1107</li> <li>Equipment protection by increased safety "e", reference certificate number UL22UKEX2604X</li> <li>Zone 2 classification according to UKEx Regulation 2016 No. 1107</li> </ul>	
UKCA	In conformity with the following UK Statutory Instruments and their amendments: <ul style="list-style-type: none"> <li>2016 No. 1091 - Electromagnetic Compatibility Regulations</li> <li>2016 No. 1107 - Equipment and Protective Systems Intended for Use in Potentially Explosive Atmospheres Regulations</li> <li>2012 No. 3032 - Restriction of the Use of Certain Hazardous Substances in Electrical and Electronic Equipment Regulations</li> </ul>	
FM	FM Approved Equipment for use in Class I Division 2 Group A,B,C,D Hazardous Locations	—

**Certifications - 1756-RM2, 1756-RM2K, 1756-RM2XT Redundancy Modules (Continued)**

Certification <sup>(1)</sup>	1756-RM2, 1756-RM2K	1756-RM2XT
KC	Korean Registration of Broadcasting and Communications Equipment, compliant with Article 58-2 of Radio Waves Act, Clause 3	
CCC	CCC 2020122309111830, 2020122309111998, 2020122309113868 CNCA-C23-01 强制性产品认证实施规则 防爆电气 CNCA-C23-01 CCC Implementation Rule Explosion-Proof Electrical Products	
EAC	Russian Customs Union TR CU 020/2011 EMC Technical Regulation Russian Customs Union TR CU 004/2011 LV Technical Regulation	

(1) When marked. See the Product Certification website at [rok.auto/certifications](http://rok.auto/certifications) for Declarations of Conformity, Certificates, and other certification details.

## ControlLogix Controller Accessories

You can use these accessories with ControlLogix controllers.

Accessory	Page
Memory Cards	48
1756 Energy Storage Modules	50
1756 ControlLogix Batteries	57
Serial Communication Cables	57
Ethernet and USB Port Protection Plugs	57

## Memory Cards

Memory cards offer nonvolatile memory to store a user program and tag data on a controller.

- The ControlLogix 5560 controllers support optional 1784-CF128 CompactFlash cards purchased separately.
- The ControlLogix 5570 controllers come with the 1784-SD1 Secure Digital (SD) card installed and support optional 1784-SD2 cards purchased separately.
- The ControlLogix 5580 controllers come with the 1784-SD2 Secure Digital (SD) card installed and support optional 1784-SDHC8 and 1785-SDHC32 cards purchased separately.

The memory cards are installed in a socket on the controller. Through the programming software, you can manually trigger the controller to save to, or load from, nonvolatile memory or configure the controller to load from nonvolatile memory on powerup.

### Technical Specifications - 1784 Memory Cards

Attribute	1784-CF128	1784-SD1	1784-SD2	1784-SDHC8	1784-SDHC32
Memory	128 MB	1 GB	2 GB	8 GB	32 GB
Supported controllers	1756-L6, 1756-L6S <sup>(1)</sup>	1756-L71, 1756-L71K, 1756-L71S, 1756-L71SK, 1756-L72, 1756-L72K, 1756-L72S, 1756-L72SK, 1756-L72EROM, 1756-L72EROMS, 1756-L73, 1756-L73K, 1756-L73S, 1756-L73SK, 1756-L73EROM, 1756-L73EROMS, 1756-L73XT, 1756-L73SXT, 1756-L74, 1756-L74K, 1756-L75, 1756-L75K		-	
		1756-L81E, 1756-L81EK, 1756-L81ES, 1756-L81ESK, 1756-L82E, 1756-L82EK, 1756-L82ES, 1756-L82ESK, 1756-L83E, 1756-L83EK, 1756-L83ES, 1756-L83ESK, 1756-L84E, 1756-L84EK, 1756-L84ES, 1756-L84ESK, 1756-L85E, 1756-L85EK			
Weight, approx	14.20 g (0.50 oz)	1.76 g (0.06 oz)			

(1) For safety controllers using RSLogix 5000 programming software version 18 or later.



### Environmental Specifications - 1784 Memory Cards

Attribute	1784-CF128, 1784-SD1, 1784-SD2, 1784-SDHC8, 1784-SDHC32
Temperature, operating IEC 60068-2-1 (Test Ad, Operating Cold), IEC 60068-2-2 (Test Bd, Operating Dry Heat), IEC 60068-2-14 (Test Nb, Operating Thermal Shock)	-25...+70 °C (-13...+158 °F)
Temperature, storage IEC 60068-2-1 (Test Ab, Unpackaged Nonoperating Cold), IEC 60068-2-2 (Test Bb, Unpackaged Nonoperating Dry Heat), IEC 60068-2-14 (Test Na, Unpackaged Nonoperating Thermal Shock)	-40...+85 °C (-40...+185 °F)
Relative humidity IEC 60068-2-30 (Test Db, Unpackaged Damp Heat)	5...95% noncondensing
Vibration IEC 60068-2-6 (Test Fc, Operating)	2 g @ 10...500 Hz
Shock, operating IEC 60068-2-27 (Test Ea, Unpackaged Shock)	30 g
Shock, nonoperating IEC 60068-2-27 (Test Ea, Unpackaged Shock)	50 g
Emissions CISPR 11	Group 1, Class A
ESD immunity IEC 61000-4-2	6 kV contact discharges 8 kV air discharges
Radiated RF immunity IEC 61000-4-3	10V/m with 1 kHz sine-wave 80% AM from 80...2000 MHz 10V/m with 200 Hz 50% Pulse 100% AM @ 900 MHz 10V/m with 200 Hz 50% Pulse 100% AM @ 1890 MHz 3V/m with 1 kHz sine-wave 80% AM from 2000...2700 MHz

### Certifications - 1784 Memory Cards

Certification <sup>(1)</sup>	1784-CF128, 1784-SD1, 1784-SD2, 1784-SDHC8, 1784-SDHC32
CE	European Union 2004/108/EC EMC Directive, compliant with: <ul style="list-style-type: none"> <li>EN 61000-6-4; Industrial Emissions</li> <li>EN 61326-1; Meas./Control/Lab., Industrial Requirements</li> <li>EN 61000-6-2; Industrial Immunity</li> <li>EN 61131-2; Programmable Controllers (Clause 8, Zone A &amp; B)</li> </ul>
RCM	Australian Radiocommunications Act, compliant with EN 61000-6-4; Industrial Emissions
KC	Korean Registration of Broadcasting and Communications Equipment, compliant with Article 58-2 of Radio Waves Act, Clause 3

(1) See the Product Certification website at [rok.auto/certifications](http://rok.auto/certifications) for Declarations of Conformity, Certificates, and other certification details.

## 1756 Energy Storage Modules

These energy storage modules are available for ControlLogix 1756 controllers.

Energy Storage Modules	Page
1756-L7 and 1756-L7S Energy Storage Modules	50
Extreme Temperature Energy Storage Modules	52
GuardLogix Safety Partner Energy Storage Modules	53
GuardLogix Extreme-temperature Safety Partner Energy Storage Modules	55

### 1756-L7 and 1756-L7S Energy Storage Modules

Instead of a battery, the 1756-L7 and 1756-L7S controllers are shipped with a 1756-ESMCAP energy storage module (ESM) already installed.

#### Technical Specifications - 1756-L7 and 1756-L7S Energy Storage Modules<sup>(1)</sup>

Attribute	1756-ESMCAP, 1756-ESMCAPK	1756-ESMNSE, 1756-ESMNSEK	1756-ESMNRM, 1756-ESMNRMK
Description	Capacitor energy storage module (removable, ships installed with every controller).	Capacitor energy storage module (removable, no residual WallClockTime power backup). Use this ESM if your application requires that the installed ESM deplete its residual energy to 40 µJ or less before transporting it into or out of your application. Additionally, you can use this ESM with a 1756-L73 (8 MB) or smaller memory-sized controller only. Wait at least 20 minutes for the residual stored energy to decrease to 40 µJ or less before you remove the ESM.	Capacitor energy storage module (nonremovable, helps prevent USB connection and SD card use to help secure the controller). If the SD card is installed prior to insertion of the 1756-ESMNRM module, the SD card remains functional, but not removable. This ESM provides your application an enhanced degree of security.
Current draw @ 5.1V DC	330 mA	300 mA	330 mA
North American temperature code	T4A		
ATEX temperature code	T4		
IECEX temperature code	T4		
Enclosure type rating	None (open-style)		

(1) The energy storage modules for the On-Machine controllers are not field-accessible and must be returned to Rockwell Automaton for maintenance or replacement.

#### Environmental Specifications - 1756-L7 and 1756-L7S Energy Storage Modules

Attribute	1756-ESMCAP, 1756-ESMCAPK, 1756-ESMNSE, 1756-ESMNSEK, 1756-ESMNRM, 1756-ESMNRMK
Temperature, operating IEC 60068-2-1 (Test Ad, Operating Cold), IEC 60068-2-2 (Test Bd, Operating Dry Heat), IEC 60068-2-14 (Test Nb, Operating Thermal Shock)	0 °C ≤ Ta ≤ +60 °C (+32 °F ≤ Ta ≤ +140 °F)
Temperature, nonoperating IEC 60068-2-1 (Test Ab, Unpackaged Nonoperating Cold), IEC 60068-2-2 (Test Bb, Unpackaged Nonoperating Dry Heat), IEC 60068-2-14 (Test Na, Unpackaged Nonoperating Thermal Shock)	-40...+85 °C (-40...+185 °F)
Temperature, surrounding air, max	60 °C (140 °F)
Relative humidity IEC 60068-2-30 (Test Db, Unpackaged Damp Heat)	5...95% noncondensing
Vibration IEC 60068-2-6 (Test Fc, Operating)	2 g @ 10 ...500 Hz
Shock, operating IEC 60068-2-27 (Test Ea, Unpackaged Shock)	30 g
Shock, nonoperating IEC 60068-2-27 (Test Ea, Unpackaged Shock)	50 g

**Environmental Specifications - 1756-L7 and 1756-L7S Energy Storage Modules (Continued)**

Attribute	1756-ESMCAP, 1756-ESMCAPK, 1756-ESMNSE, 1756-ESMNSEK, 1756-ESMNRM, 1756-ESMNRMK
Emissions	IEC 61000-6-4
ESD immunity IEC 61000-4-2	6 kV contact discharges 8 kV air discharges
Radiated RF immunity IEC 61000-4-3	10V/m with 1 kHz sine-wave 80% AM from 80...2000 MHz 10V/m with 200 Hz 50% Pulse 100% AM @ 900 MHz 10V/m with 200 Hz 50% Pulse 100% AM @ 1890 MHz 3V/m with 1 kHz sine-wave 80% AM from 2000...2700 MHz

**Certifications - 1756-L7 and 1756-L7S Energy Storage Modules**

Certification <sup>(1)</sup>	1756-ESMCAP, 1756-ESMCAPK, 1756-ESMNSE, 1756-ESMNSEK, 1756-ESMNRM, 1756-ESMNRMK
c-UL-us	UL Listed Industrial Control Equipment, certified for US and Canada. See UL File E65584. UL Listed for Class I, Division 2 Group A,B,C,D Hazardous Locations, certified for US and Canada. See UL File E194810.
CE	European Union 2014/30/EU EMC Directive, compliant with: <ul style="list-style-type: none"> <li>EN 61326-1; Meas./Control/Lab., Industrial Requirements</li> <li>EN 61000-6-2; Industrial Immunity</li> <li>EN 61000-6-4; Industrial Emissions</li> <li>EN 61131-2; Programmable Controllers (Clause 8, Zone A &amp; B)</li> </ul>
RCM	Australian Radiocommunications Act, compliant with EN 61000-6-4; Industrial Emissions
Ex	<ul style="list-style-type: none"> <li>European Union 2014/34/EU ATEX Directive, compliant with:</li> <li>EN 60079-15; Potentially Explosive Atmospheres, Protection "n"</li> <li>EN 60079-0; General Requirements</li> <li>II 3 G Ex nA IIC T4 Gc</li> <li>DEMKO13 ATEX 1325026X</li> </ul>
IECEX	IECEX System, compliant with: <ul style="list-style-type: none"> <li>EN 60079-0; General Requirements</li> <li>EN 60079-15; Potentially Explosive Atmospheres, Protection "n"</li> <li>II 3 G Ex nA IIC T4 Gc</li> <li>IECEX UL 14.0008X</li> </ul>
UKCA	In conformity with the following UK Statutory Instruments and their amendments: <ul style="list-style-type: none"> <li>2016 No. 1091 - Electromagnetic Compatibility Regulations</li> <li>2016 No. 1107 - Equipment and Protective Systems Intended for Use in Potentially Explosive Atmospheres Regulations</li> <li>2012 No. 3032 - Restriction of the Use of Certain Hazardous Substances in Electrical and Electronic Equipment Regulations</li> <li>2008 No. 1597 - Supply of Machinery (Safety) Regulations</li> </ul>
KC	Korean Registration of Broadcasting and Communication Equipment, compliant with Article 58-2 of Radio Waves Act, Clause 3
CCC	CCC 202012230911830, 202012230911998, 2020122309113868 CNCA-C23-01 强制性产品认证实施规则 防爆电气 CNCA-C23-01 CCC Implementation Rule Explosion-Proof Electrical Products
EAC	Russian Customs Union TR CU 020/2011 EMC Technical Regulation Russian Customs Union TR CU 004/2011 LV Technical Regulation

(1) See the Product Certification website at [rok.auto/certifications](http://rok.auto/certifications) for Declarations of Conformity, Certificates, and other certification details.

## Extreme Temperature Energy Storage Modules

The 1756-L7 XT and the 1756-L7 SXT extreme temperature controllers are shipped with a 1756-ESMCAPXT installed.

### Technical Specifications - 1756 Extreme Temperature Energy Storage Modules

Attribute	1756-ESMCAPXT	1756-ESMNSEXT	1756-ESMNRMXT
Description	Extreme-temperature capacitor energy storage module (removable, ships installed with every extreme-temperature controller).	Extreme-temperature capacitor energy storage module (removable, no residual WallClockTime power backup). Use this ESM if your application requires that the installed ESM deplete its residual energy to 40 µJ or less before transporting it into or out of your application. Additionally, you can use this ESM with a 1756-L73 (8 MB) or smaller memory-sized controller only. Wait at least 20 minutes for the residual stored energy to decrease to 40 µJ or less before you remove the ESM.	Extreme-temperature capacitor energy storage module (nonremovable, helps prevent USB connection and SD card use to help secure the controller). If the SD card is installed before insertion of the 1756-ESMNRM module, the SD card remains functional, but not removable. This ESM provides your application an enhanced degree of security.
Current draw @ 5.1V DC	330 mA	300 mA	330 mA
North American temperature code	T4A		
ATEX Temp Code	T4		
IECEX temperature code	T4		
Enclosure type rating	None (open-style)		

### Environmental Specifications - 1756 Extreme Temperature Energy Storage Modules

Attribute	1756-ESMCAPXT	1756-ESMNSEXT	1756-ESMNRMXT
Temperature, operating IEC 60068-2-1 (Test Ad, Operating Cold), IEC 60068-2-2 (Test Bd, Operating Dry Heat), IEC 60068-2-14 (Test Nb, Operating Thermal Shock)	-25°C ≤ Ta ≤ +70 °C (-13°F ≤ Ta ≤ +158 °F)		
Temperature, nonoperating IEC 60068-2-1 (Test Ab, Unpackaged Nonoperating Cold), IEC 60068-2-2 (Test Bb, Unpackaged Nonoperating Dry Heat), IEC 60068-2-14 (Test Na, Unpackaged Nonoperating Thermal Shock)	-40...+85 °C (-40...+185 °F)		
Temperature, surrounding air, max	70 °C (158 °F)		
Relative humidity IEC 60068-2-30 (Test Db, Unpackaged Damp Heat)	5...95% noncondensing		
Vibration IEC 60068-2-6 (Test Fc, Operating)	2 g @ 10 ...500 Hz		
Shock, operating IEC 60068-2-27 (Test Ea, Unpackaged Shock)	30 g		
Shock, nonoperating IEC 60068-2-27 (Test Ea, Unpackaged Shock)	50 g		
Emissions	IEC 61000-6-4		
ESD immunity IEC 61000-4-2	6 kV contact discharges 8 kV air discharges		
Radiated RF immunity IEC 61000-4-3	10V/m with 1 kHz sine-wave 80% AM from 80...2000 MHz 10V/m with 200 Hz 50% Pulse 100% AM @ 900 MHz 10V/m with 200 Hz 50% Pulse 100% AM @ 1890 MHz 3V/m with 1 kHz sine-wave 80% AM from 2000...2700 MHz		

### Certifications - 1756 Extreme Temperature Energy Storage Modules

Certification <sup>(1)</sup>	1756-ESMCAPXT, 1756-ESMNSEXT, 1756-ESMNRMT
c-UL-us	UL Listed Industrial Control Equipment, certified for US and Canada. See UL File E65584. UL Listed for Class I, Division 2 Group A,B,C,D Hazardous Locations, certified for US and Canada. See UL File E194810.
CE	European Union 2014/30/EU EMC Directive, compliant with: <ul style="list-style-type: none"> <li>EN 61326-1; Meas./Control/Lab., Industrial Requirements</li> <li>EN 61000-6-2; Industrial Immunity</li> <li>EN 61000-6-4; Industrial Emissions</li> <li>EN 61131-2; Programmable Controllers (Clause 8, Zone A &amp; B)</li> </ul>
RCM	Australian Radiocommunications Act, compliant with EN 61000-6-4; Industrial Emissions
Ex	European Union 2014/34/EU ATEX Directive, compliant with: <ul style="list-style-type: none"> <li>EN 60079-15; Potentially Explosive Atmospheres, Protection “n”</li> <li>EN 60079-0; General Requirements</li> <li>II 3 G Ex nA IIC T4 Gc</li> <li>DEMKO13 ATEX 1325026X</li> </ul>
IECEx	IECEx System, compliant with: <ul style="list-style-type: none"> <li>IEC 60079-15; Potentially Explosive Atmospheres, Protection “n”</li> <li>IEC 60079-0; General Requirements</li> <li>II 3 G Ex nA IIC T4 Gc</li> <li>IECEx UL 14.0008X</li> </ul>
UKCA	In conformity with the following UK Statutory Instruments and their amendments: <ul style="list-style-type: none"> <li>2016 No. 1091 - Electromagnetic Compatibility Regulations</li> <li>2016 No. 1107 - Equipment and Protective Systems Intended for Use in Potentially Explosive Atmospheres Regulations</li> <li>2012 No. 3032 - Restriction of the Use of Certain Hazardous Substances in Electrical and Electronic Equipment Regulations</li> <li>2008 No. 1597 - Supply of Machinery (Safety) Regulations</li> </ul>
KC	Korean Certification of Broadcasting and Communication Equipment, compliant with Article 58-2 of Radio Waves Act, Clause 3
CCC	CCC 202012230911830, 202012230911998, 2020122309113868 CNCA-C23-01 强制性产品认证实施规则 防爆电气 CNCA-C23-01 CCC Implementation Rule Explosion-Proof Electrical Products
EAC	Russian Customs Union TR CU 020/2011 EMC Technical Regulation Russian Customs Union TR CU 004/2011 LV Technical Regulation

(1) See the Product Certification website at [rok.auto/certifications](http://rok.auto/certifications) for Declarations of Conformity, Certificates, and other certification details.

### GuardLogix Safety Partner Energy Storage Modules

The 1756-L7SP safety partner for a GuardLogix system has these energy storage modules available.

#### Technical Specifications - 1756-L7SP Safety Partner Energy Storage Modules<sup>(1)</sup>

Attribute	1756-SPESMNSE, 1756-SPESMNSEK	1756-SPESMNRM
Description	Capacitor energy storage module for the safety partner (removable, no residual WallClockTime power backup). Use this ESM if your application requires that the installed ESM deplete its residual energy to 40 µJ or less before transporting it into or out of your application. Additionally, you can use this ESM with a 1756-L73 (8 MB) or smaller memory-sized controller only. Wait at least 20 minutes for the residual stored energy to decrease to 40 µJ or less before you remove the ESM.	Capacitor energy storage module for the safety partner (nonremovable, helps prevent USB connection and SD card use to help secure the controller). If the SD card is installed before insertion of the 1756-ESMNRM module, the SD card remains functional, but not removable. This ESM provides your application an enhanced degree of security.
Current draw @ 5.1V DC	300 mA	330 mA
North American temperature code	T4A	
ATEX temperature code	T4	
IECEx temperature code	T4	
Enclosure type rating	None (open-style)	

(1) The energy storage modules for the On-Machine controllers are not field-accessible and must be returned to Rockwell Automaton for maintenance or replacement.

**Environmental Specifications - 1756-L7SP Safety Partner Energy Storage Modules**

Attribute	1756-SPESMNSE, 1756-SPESMNSEK	1756-SPESMNRM
Temperature, operating IEC 60068-2-1 (Test Ad, Operating Cold), IEC 60068-2-2 (Test Bd, Operating Dry Heat), IEC 60068-2-14 (Test Nb, Operating Thermal Shock)	0 °C ≤ Ta ≤ +60 °C (+32 °F ≤ Ta ≤ +140 °F)	
Temperature, nonoperating IEC 60068-2-1 (Test Ab, Unpackaged Nonoperating Cold), IEC 60068-2-2 (Test Bb, Unpackaged Nonoperating Dry Heat), IEC 60068-2-14 (Test Na, Unpackaged Nonoperating Thermal Shock)	-40...+85 °C (-40...+185 °F)	
Temperature, surrounding air, max	60 °C (140 °F)	
Relative humidity IEC 60068-2-30 (Test Db, Unpackaged Damp Heat)	5...95% noncondensing	
Vibration IEC 60068-2-6 (Test Fc, Operating)	2 g @ 10...500 Hz	
Shock, operating IEC 60068-2-27 (Test Ea, Unpackaged Shock)	30 g	
Shock, nonoperating IEC 60068-2-27 (Test Ea, Unpackaged Shock)	50 g	
Emissions	IEC 61000-6-4	
ESD immunity IEC 61000-4-2	6 kV contact discharges 8 kV air discharges	
Radiated RF immunity IEC 61000-4-3	10V/m with 1 kHz sine-wave 80% AM from 80...2000 MHz 10V/m with 200 Hz 50% Pulse 100% AM @ 900 MHz 10V/m with 200 Hz 50% Pulse 100% AM @ 1890 MHz 3V/m with 1 kHz sine-wave 80% AM from 2000...2700 MHz	

**Certifications - 1756-L7SP Safety Partner Energy Storage Modules**

Certification <sup>(1)</sup>	1756-SPESMNSE, 1756-SPESMNSEK, 1756-SPESMNRM
c-UL-us	UL Listed Industrial Control Equipment, certified for US and Canada. See UL File E65584. UL Listed for Class I, Division 2 Group A,B,C,D Hazardous Locations, certified for US and Canada. See UL File E194810.
CE	European Union 2014/30/EU EMC Directive, compliant with: <ul style="list-style-type: none"> <li>EN 61326-1; Meas./Control/Lab., Industrial Requirements</li> <li>EN 61000-6-2; Industrial Immunity</li> <li>EN 61000-6-4; Industrial Emissions</li> <li>EN 61131-2; Programmable Controllers (Clause 8, Zone A &amp; B)</li> </ul>
RCM	Australian Radiocommunications Act, compliant with EN 61000-6-4; Industrial Emissions
Ex	European Union 2014/34/EU ATEX Directive, compliant with: <ul style="list-style-type: none"> <li>EN 60079-15; Potentially Explosive Atmospheres, Protection "n"</li> <li>EN 60079-0; General Requirements</li> <li>II 3 G Ex nA IIC T4 Gc</li> <li>DEMKO15 ATEX 1593X</li> </ul>
IECEx	IECEx System, compliant with: <ul style="list-style-type: none"> <li>IEC 60079-15; Potentially Explosive Atmospheres, Protection "n"</li> <li>IEC 60079-0; General Requirements</li> <li>II 3 G Ex nA IIC T4 Gc</li> <li>IECEx UL 15.0125X</li> </ul>
UKCA	In conformity with the following UK Statutory Instruments and their amendments: <ul style="list-style-type: none"> <li>2016 No. 1091 - Electromagnetic Compatibility Regulations</li> <li>2016 No. 1107 - Equipment and Protective Systems Intended for Use in Potentially Explosive Atmospheres Regulations</li> <li>2012 No. 3032 - Restriction of the Use of Certain Hazardous Substances in Electrical and Electronic Equipment Regulations</li> <li>2008 No. 1597 - Supply of Machinery (Safety) Regulations</li> </ul>
KC	Korean Registration of Broadcasting and Communications Equipment, compliant with Article 58-2 of Radio Waves Act, Clause 3
CCC	CCC 202012230911830, 202012230911998, 2020122309113868 CNCA-C23-01 强制性产品认证实施规则 防爆电气 CNCA-C23-01 CCC Implementation Rule Explosion-Proof Electrical Products
EAC	Russian Customs Union TR CU 020/2011 EMC Technical Regulation Russian Customs Union TR CU 004/2011 LV Technical Regulation

(1) When marked. See the Product Certification website at [rok.auto/certifications](http://rok.auto/certifications) for Declarations of Conformity, Certificates, and other certification details.

## GuardLogix Extreme-temperature Safety Partner Energy Storage Modules

The 1756-L7SPXT extreme-temperature safety partner is shipped with a 1756-SPESMNSEXT energy storage module installed.

### Technical Specifications - 1756-L7SPXT Extreme-temperature Safety Partner Energy Storage Modules

Attribute	1756-SPESMNSEXT	1756-SPESMNRMT
Description	Capacitor energy storage module for the extreme-temperature safety partner (removable, no residual WallClockTime power backup). Use this ESM if your application requires that the installed ESM deplete its residual energy to 40 μJ or less before transporting it into or out of your application. Additionally, you can use this ESM with a 1756-L73 (8 MB) or smaller memory-sized controller only. Wait at least 20 minutes for the residual stored energy to decrease to 40 μJ or less before you remove the ESM.	Capacitor energy storage module for the safety extreme-temperature partner (helps prevent USB connection and SD card use to help secure the controller). If the SD card is installed before insertion of the 1756-ESMNRM module, the SD card remains functional, but not removable. This ESM provides your application an enhanced degree of security.
Current draw @ 5.1V DC	300 mA	330 mA
North American temperature code	T4A	
ATEX Temp Code	T4	
IECEx temperature code	T4	
Enclosure type rating	None (open-style)	

### Environmental Specifications - 1756-L7SPXT Extreme-temperature Safety Partner Energy Storage Modules

Attribute	1756-SPESMNSEXT	1756-SPESMNRMT
Temperature, operating IEC 60068-2-1 (Test Ad, Operating Cold), IEC 60068-2-2 (Test Bd, Operating Dry Heat), IEC 60068-2-14 (Test Nb, Operating Thermal Shock)	-25 °C ≤ Ta ≤ +70 °C (-13 °F ≤ Ta ≤ +158 °F)	
Temperature, nonoperating IEC 60068-2-1 (Test Ab, Unpackaged Nonoperating Cold), IEC 60068-2-2 (Test Bb, Unpackaged Nonoperating Dry Heat), IEC 60068-2-14 (Test Na, Unpackaged Nonoperating Thermal Shock)	-40...+85 °C (-40...+185 °F)	
Temperature, surrounding air, max	70 °C (158 °F)	
Relative humidity IEC 60068-2-30 (Test Db, Unpackaged Damp Heat)	5...95% noncondensing	
Vibration IEC 60068-2-6 (Test Fc, Operating)	2 g @ 10...500 Hz	
Shock, operating IEC 60068-2-27 (Test Ea, Unpackaged Shock)	30 g	
Shock, nonoperating IEC 60068-2-27 (Test Ea, Unpackaged Shock)	50 g	
Emissions	IEC 61000-6-4	
ESD immunity IEC 61000-4-2	6 kV contact discharges 8 kV air discharges	
Radiated RF immunity IEC 61000-4-3	10V/m with 1 kHz sine-wave 80% AM from 80...2000 MHz 10V/m with 200 Hz 50% Pulse 100% AM @ 900 MHz 10V/m with 200 Hz 50% Pulse 100% AM @ 1890 MHz 3V/m with 1 kHz sine-wave 80% AM from 2000...2700 MHz	

**Certifications - 1756-L7SPXT Extreme-temperature Safety Partner Energy Storage Modules**

Certification <sup>(1)</sup>	1756-SPESMNSEXT, 1756-SPESMNRMXT
c-UL-us	UL Listed Industrial Control Equipment, certified for US and Canada. See UL File E65584. UL Listed for Class I, Division 2 Group A,B,C,D Hazardous Locations, certified for US and Canada. See UL File E194810.
CE	European Union 2014/30/EU EMC Directive, compliant with: <ul style="list-style-type: none"> <li>• EN 61326-1; Meas./Control/Lab., Industrial Requirements</li> <li>• EN 61000-6-2; Industrial Immunity</li> <li>• EN 61000-6-4; Industrial Emissions</li> <li>• EN 61131-2; Programmable Controllers (Clause 8, Zone A &amp; B)</li> </ul>
RCM	Australian Radiocommunications Act, compliant with EN 61000-6-4; Industrial Emissions
Ex	European Union 2014/34/EU ATEX Directive, compliant with: <ul style="list-style-type: none"> <li>• EN 60079-15; Potentially Explosive Atmospheres, Protection “n”</li> <li>• EN 60079-0; General Requirements</li> <li>• II 3 G Ex nA IIC T4 Gc</li> <li>• DEMK015 ATEX 1593X</li> </ul>
IECEX	IECEX System, compliant with: <ul style="list-style-type: none"> <li>• IEC 60079-15; Potentially Explosive Atmospheres, Protection “n”</li> <li>• IEC 60079-0; General Requirements</li> <li>• II 3 G Ex nA IIC T4 Gc</li> <li>• IECEX UL 15.0125X</li> </ul>
UKCA	In conformity with the following UK Statutory Instruments and their amendments: <ul style="list-style-type: none"> <li>• 2016 No. 1091 - Electromagnetic Compatibility Regulations</li> <li>• 2016 No. 1107 - Equipment and Protective Systems Intended for Use in Potentially Explosive Atmospheres Regulations</li> <li>• 2012 No. 3032 - Restriction of the Use of Certain Hazardous Substances in Electrical and Electronic Equipment Regulations</li> <li>• 2008 No. 1597 - Supply of Machinery (Safety) Regulations</li> </ul>
KC	Korean Registration of Broadcasting and Communications Equipment, compliant with Article 58-2 of Radio Waves Act, Clause 3
CCC	CCC 2020122309111830, 2020122309111998, 2020122309113868 CNCA-C23-01 强制性产品认证实施规则 防爆电气 CNCA-C23-01 CCC Implementation Rule Explosion-Proof Electrical Products
EAC	Russian Customs Union TR CU 020/2011 EMC Technical Regulation Russian Customs Union TR CU 004/2011 LV Technical Regulation

(1) When marked. See the Product Certification website at [rok.auto/certifications](http://rok.auto/certifications) for Declarations of Conformity, Certificates, and other certification details.



## 1756 ControlLogix Batteries

Each ControlLogix 5560 controller ships with a battery. The ControlLogix 5560 controllers have nonvolatile memory if you install a 1784-CF128 industrial CompactFlash card. With nonvolatile memory, the controller can be used without a battery. If you do not use a battery, current tag data remains in the state it was when the nonvolatile memory was saved. This table summarizes battery life, replacement battery compatibility, and recommendations for use of an externally-mounted battery assembly.

### Technical Specifications - 1756 ControlLogix Batteries <sup>(1)</sup>

Attribute	1756-BA1	1756-BA2	1756-BATM <sup>(2)</sup>	1756-BATA
Description	Lithium battery (0.59 g)	Lithium battery (0.59 g)	Externally mounted battery assembly	Replacement lithium battery for 1756-BATM (5 g max lithium per each D cell; contains 2 D cells)
ControlLogix controllers	1756-L61, 1756-L62, 1756-L63 controllers, series A	1756-L61, 1756-L62, 1756-L63 controllers, series B 1756-L64, 1756-L65 controllers	1756-L61, 1756-L62, 1756-L63 controllers, series A	1756-BATM battery module
GuardLogix controllers	—	1756-L61S, 1756-L62S, 1756-L63S	—	—
Supported legacy controllers	1756-L55M controllers <sup>(3)</sup> 1756-L60M03SE controller	—	1756-L55M controllers <sup>(2)</sup> 1756-L60M03SE controller	1756-BATM battery module

- (1) To ship lithium batteries globally, there can be specific restrictions and special packaging requirements. Contact the shipping company for packaging and shipping guidelines and restrictions.
- (2) The 1756-BATM externally mounted battery assembly is recommended for use with all 1756-L55x controllers, and is highly recommended for use with all series A 1756-L6x controllers, and provides longer battery life than the 1756-BA1 battery. The 1756-BATM assembly includes one 1756-BATA lithium battery assembly and a 1 m (3.28 ft) cable to connect housing to the controller.
- (3) The 1756-L55M22, 1756-L55M23, and 1756-L55M24 controllers have nonvolatile memory and can be used without a battery.

## Serial Communication Cables

The 1756-L6 and 1756-L6S controllers have a built-in serial port.

### Technical Specifications - 1756 Serial Cables

Attribute	1756-CP3	1747-CP3
Connector type	Female 9-pin D-shell	
Connector angle	Right-angle connector to controller, straight to serial port	
Length	3 m (9.84 ft)	

## Ethernet and USB Port Protection Plugs

These controllers are shipped with port protection plugs installed to provide a layer of protection from corrosive atmospheres:

ControlLogix 5580 Catalog Numbers:	1756-L81EK, 1756-L82EK, 1756-L83EK, 1756-L84EK, 1756-L85EK 1756-L81E-NSE, 1756-L82E-NSE, 1756-L83E-NSE, 1756-L84E-NSE, 1756-L85E-NSE 1756-L81EXT, 1756-L82EXT, 1756-L83EXT, 1756-L84EXT, 1756-L85EXT 1756-L81EP, 1756-L83EP, 1756-L85EP
GuardLogix 5580 Catalog Numbers:	1756-L81ESK, 1756-L82ESK, 1756-L83ESK, 1756-L84ESK, 1756-L8SPK 1756-L81EXTS, 1756-L82EXTS, 1756-L83EXTS, 1756-L84EXTS, 1756-L8XTSP
ControlLogix 5570 Catalog Numbers:	1756-L71K, 1756-L72K, 1756-L73K, 1756-L74K, 1756-L75K 1756-L73XT
GuardLogix 5570 Catalog Numbers:	1756-L71SK, 1756-L72SK, 1756-L73SK, 1756-L7SPK 1756-L73SXT, 1756-L7SPXT

You can order replacement plugs directly from the distributor.

Rockwell Automation Part Number	Description	Supplier	Supplier Part Number	Distributor
PN-579024	Plug for Ethernet Port	Würth Elektronik	726154101	Digi-Key: <a href="https://www.digikey.com/product-detail/en/726154101">726154101</a>
PN-579028	Plug for USB Port	Essentra Components	CP-USB-B-429 <sup>(1)</sup>	Essentra Components: <a href="https://www.essentra.com/Products/CP-USB-B-429">CP-USB-B-429</a>

(1) The USB port plug must be part number **CP-USB-B-429** (material: Ethylene Propylene Diene Monomer). Do not order part number CP-USB-B, as it is made of silicone rubber.

**Notes:**



# Rockwell Automation Support

Use these resources to access support information.

<b>Technical Support Center</b>	Find help with how-to videos, FAQs, chat, user forums, Knowledgebase, and product notification updates.	<a href="http://rok.auto/support">rok.auto/support</a>
<b>Local Technical Support Phone Numbers</b>	Locate the telephone number for your country.	<a href="http://rok.auto/phonesupport">rok.auto/phonesupport</a>
<b>Technical Documentation Center</b>	Quickly access and download technical specifications, installation instructions, and user manuals.	<a href="http://rok.auto/techdocs">rok.auto/techdocs</a>
<b>Literature Library</b>	Find installation instructions, manuals, brochures, and technical data publications.	<a href="http://rok.auto/literature">rok.auto/literature</a>
<b>Product Compatibility and Download Center (PCDC)</b>	Download firmware, associated files (such as AOP, EDS, and DTM), and access product release notes.	<a href="http://rok.auto/pcdc">rok.auto/pcdc</a>

## Documentation Feedback

Your comments help us serve your documentation needs better. If you have any suggestions on how to improve our content, complete the form at [rok.auto/docfeedback](http://rok.auto/docfeedback).





Allen-Bradley, Armor, ArmorBlock, ArmorBlock MaXum, ArmorPOINT, CompactBlock, Compact I/O, CompactLogix, ControlLogix, ControlLogix-XT, Data Highway Plus, DH+, DriveLogix, expanding human possibility, FLEX, FLEX Ex, FlexLogix, Guard I/O, GuardLogix, GuardLogix-XT, InView, MicroLogix, On-Machine, PanelView, PLC-2, PLC-3, PLC-5, POINT I/O, POINT Guard I/O, PowerFlex, Rockwell Automation, RSLogix 5000, SCANport, SLC, and SoftLogix are trademarks of Rockwell Automation, Inc.

CIP, CIP Security, ControlNet, DeviceNet, and EtherNet/IP are trademarks of ODVA, Inc.

Trademarks not belonging to Rockwell Automation are property of their respective companies.

Rockwell Automation maintains current product environmental compliance information on its website at [rok.auto/pec](http://rok.auto/pec).

Rockwell Otomasyon Ticaret A.Ş. Kar Plaza İş Merkezi E Blok Kat:6 34752, İçerenköy, İstanbul, Tel: +90 (216) 5698400 EEE Yönetmeliğine Uygundur

Connect with us.    

**rockwellautomation.com** ————— **expanding human possibility™**

AMERICAS: Rockwell Automation, 1201 South Second Street, Milwaukee, WI 53204-2496 USA, Tel: (1) 414.382.2000, Fax: (1) 414.382.4444

EUROPE/MIDDLE EAST/AFRICA: Rockwell Automation NV, Pegasus Park, De Kleetlaan 12a, 1831 Diegem, Belgium, Tel: (32) 2 663 0600, Fax: (32) 2 663 0640

ASIA PACIFIC: Rockwell Automation, Level 14, Core F, Cyberport 3, 100 Cyberport Road, Hong Kong, Tel: (852) 2887 4788, Fax: (852) 2508 1846

UNITED KINGDOM: Rockwell Automation Ltd, Pitfield, Kiln Farm Milton Keynes, MK11 3DR, United Kingdom, Tel: (44)(1908) 838-800, Fax: (44)(1908) 261-917

Publication 1756-TD001S-EN-P - April 2023

Supersedes Publication 1756-TD001R-EN-P - March 2022

Copyright © 2023 Rockwell Automation, Inc. All rights reserved. Printed in the U.S.A.